



THE MULTIMASTER THE RIGHT TOOL FOR PEAK PERFORMANCE.

MULTIMASTER 300, 500 and 700 Series.
Oscillating multitools for professionals.



"I AM A MULTIMASTER"

EFFECTIVE IMMEDIATELY, MULTITALENT, MULTIMASTER AND SUPERCUT WILL NOW BE CALLED **MULTIMASTER 300, 500 AND 700.**



Three models, one name: MULTIMASTER. With oscillating multitools from FEIN, professionals can master multiple demanding jobs - making MULTIMASTER the perfect name.


THE OSCILLATING MULTITOOL SYSTEM

THE ORIGINAL	4
THE FEIN OSCILLATING MULTITOOL PRODUCT RANGE	6
FEIN MULTIMASTER 300	8
FEIN MULTIMASTER 500	12
FEIN MULTIMASTER 700	16

ORIGINAL FEIN ACCESSORIES

FEIN ACCESSORIES	20
FEIN TURBO DUST EXTRACTORS	22
SAWING ACCESSORIES	24
SANDING ACCESSORIES	32
CUTTING, SEPARATING AND RASPING	38
CUTTING AND SCRAPING	42
ACCESSORY SETS	44
GENERAL ACCESSORIES	48
CORDLESS WORLD	50
FEIN SERVICE	54

1,000 OPTIONS, **1 SYSTEM.**



THE PREMIUM PRODUCT FOR PROFESSIONALS SINCE 1967.

THE ORIGINAL

Over 50 years of experience and innovation are inside the FEIN MULTIMASTER. We invented the first oscillating multitool for professionals in 1967 and have worked to improve the tool for our customers ever since. With over 160 patents for our multitools and over 100 patents for our accessories, FEIN's continuous innovation provides premium performance.



THE RELIABLE ONE

FEIN stands for high quality power tools, and tools designed for maximum performance and durability – even in continuous use. MULTIMASTER features a high level of reliability and long service life - apparent in our high customer satisfaction throughout the years.

THE QUIET ONE

The FEIN anti-vibration system lowers vibration and increases performance. Flexible dampening elements make the housing completely independent. This enables the MULTIMASTER to provide a reduction in vibration.

- + **Vibration value < 5 m/s²*** which reduces fatigue under prolonged use.
- + **Lower running noise**** is gentle on users and their surroundings.

* When sawing with a plunge cut saw blade

** Sound pressure measured with the tool running at maximum speed without accessory

THE NO. 1

Whether in interior construction, renovation or the automotive sector – professionals around the globe trust the Original multitool from FEIN. Over 5 million of our oscillating multitools have already proven their worth on the toughest jobs. That makes MULTIMASTER one of the best-selling multitools in the world.



MADE IN GERMANY

The MULTIMASTER and its accessories are engineered and produced exclusively in Germany, under rigorous quality standards, guaranteeing our customers experience the highest quality and highest performing tools and accessories.



THE STRONGEST ONE

The MULTIMASTER's oscillation principle enables fast, effective work. With the MULTIMASTER 700, we provide you with the most powerful multitool for the most precise results in no time at all.

- + **At 2 x 2°, the largest oscillation angle by far** for ultra-rapid work progress.
- + **Brushless FEIN PowerDrive motor** for use with long accessories and in tough sawing and cutting work.

THE MOST VERSATILE ONE

FEIN has the largest multitool product range and the most extensive accessory assortment in the world.

- + **3 performance classes, each with both cordless and corded models**, plus 3 variants for automotive applications.
- + **Over 180 accessories in all 3 Starlock performance classes giving you countless tool options** for sawing, sanding, polishing, separating, filing, scraping, cutting, and cleaning. Premium solutions for your specific requirements.



THE BEST MULTIMASTER FOR YOUR REQUIREMENTS.

Select the model that fits your requirements and jobs perfectly.

MODEL
DESCRIPTION
WORK SPEED
DESIGNS
BATTERY VOLTAGE / POWER CONSUMPTION
VIBRATION ANGLE
ANTI-VIBRATION SYSTEM
TOOL MOUNTING
NO. OF AVAILABLE FEIN ACCESSORIES
INTERFACE FOR STATIONARY OPERATION
OVERLOAD PROTECTION
SPECIAL APPLICATIONS



PERFORMANCE CLASS



PERFORMANCE CLASS



PERFORMANCE CLASS

MULTIMASTER 300 Plus
(formerly MultiTalent)

Your introduction to the professional class:

The effective multitool for interior construction and renovation.

++++

Cordless / corded

12 V / 250 W

2 x 1.6°

• / -

StarlockPlus

Approx. 100

-

-

-

MULTIMASTER 500 Plus
(formerly MultiMaster)

The standard in oscillating power tool excellence:

The high-performance multitool for rapid work progress in interior construction and renovation.

+++++

Cordless / corded

18 V / 350 W

2 x 1.7°

• / •

StarlockPlus

Approx. 100

•

-

-

MULTIMASTER 700 Max
(formerly SuperCut)

Our best tool for the toughest requirements:

Our best multitool for rapid work progress in interior construction and renovation.

+++++

Cordless / corded

18 V / 450 W

2 x 2.0°

• / •

StarlockMax

Approx. 180

•

•

Very deep saw cuts, up to 3-9/16 in (90 mm) in wood and window construction, precise and effective tile and joint renovation with suitable special accessories.

THE SPECIALIST FOR THE AUTOMOTIVE SECTOR

The **MULTIMASTER 700 Max** is available in three additional models designed specifically for professionals working on auto glass and body repairs, in auto shops, and on commercial vehicles.

The applications include:

- + Fast and efficient removal of vehicle windshields
- + Body repairs or restoration

Learn more at:
www.feinus.com
www.fein.ca

MULTIMASTER 300. YOUR BEST INTRODUCTION TO THE PROFESSIONAL CLASS.



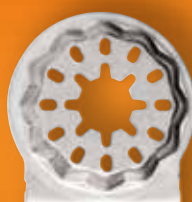
Our entry-level model handles a wide variety of interior construction and renovation jobs for you.

With its StarlockPlus tool mount, you have access to over 100 FEIN accessories in the Starlock and StarlockPlus performance classes.

STARLOCK PLUS

STARLOCK

StarlockPlus tool mount: Greater work progress and higher precision with 100% power transmission from tool to accessory.



Anti-vibration system:

Minimal vibration and outstanding noise dampening means you can work comfortably, for longer.

SafetyCell technology:

FEIN Li-ion batteries feature individual cell monitoring providing premium protection against overload, overheating and premature deep discharge.

12 V motor: High-torque motor technology for virtually the same power as the corded model.



+ **QuickIN:** Change accessories in under 3 seconds with a patented, tool-free, FEIN rapid-clamping system.

+ **Metal drive head:** 100% of gearbox components are made from metal providing high load capacity and long service life.



250 W FEIN motor: Overload protected motor for effective work.

Industrial-strength cable:

The 16 ft (5m) rubber-clad, industrial-quality cord gives you room to work.

MULTIMASTER 300.

An overview of all models and variants.



MODEL	Cordless MULTIMASTER AMM 300 Plus (formerly cordless MultiTalent)	MULTIMASTER MM 300 Plus (formerly MultiTalent)
TOOL MOUNTING	StarlockPlus*	StarlockPlus*
ACCESSORY CHANGE	QuickIN	QuickIN
ANTI-VIBRATION SYSTEM	Yes	–
VIBRATION VALUE (SAWING IN WOOD WITH PLUNGE CUT SAW BLADE) (m/s ²)	< 5	< 7
BATTERY VOLTAGE (V)	12	–
BATTERY CAPACITY (Ah)	3/6	–
POWER CONSUMPTION (W)	–	250
OSCILLATIONS (rpm)	11,500-18,000	11,500-20,000
VIBRATION ANGLE	2 × 1.6°	2 × 1.6°
WEIGHT lbs (kg)	2.6 (1.2) without battery	3.1 (1.4)
CABLE LENGTH ft (m)	–	16 (5)

* Suitable for Starlock and StarlockPlus accessories



MODEL	Cordless MULTIMASTER AMM 300 Plus Select**	Cordless MULTIMASTER AMM 300 Plus Start
DESCRIPTION	The cordless multitool for interior construction and renovation with a bi-metal saw blade for wood, metal, and plastics.	The cordless multitool for interior construction and renovation with the basic accessories for sawing in wood, metal, drywall, and plastics.
PRICE INCLUDES	+ Cordless MULTIMASTER AMM 300 Plus (bare tool only) + E-Cut universal saw blade 1-3/4" (44 mm) + Plastic carrying case. (Battery and charger not included in Select tools. Please see page 49 for our battery starter set.)	+ Cordless MULTIMASTER AMM 300 Plus + E-Cut Long-Life saw blade 1-3/8" (35 mm) + E-Cut Long-Life saw blade 2-1/2" (65 mm) + E-Cut universal saw blade 1-3/4" (44 mm) + 2 x Li-ion batteries 12 V / 3 Ah. + ALG 80 rapid charger + Plastic carrying case
PART NO.	7 129 32 62 09 0	7 129 32 61 09 0



MODEL	MULTIMASTER MM 300 Plus Start
DESCRIPTION	The multitool with the basic accessories for sawing in wood, metal, drywall and plastics.
PRICE INCLUDES	+ MULTIMASTER MM 300 Plus + E-Cut Long-Life saw blade 1-3/8" (35 mm) + E-Cut Long-Life saw blade 2-1/2" (65 mm) + E-Cut universal saw blade 1-3/4" (44 mm) + Plastic carrying case
PART NO.	7 229 72 61 09 0

MULTIMASTER 500. THE STANDARD IN OSCILLATING POWER TOOL EXCELLENCE.



The powerful MULTIMASTER 500 enables you to work fast on the most demanding construction and renovation jobs.

With its StarlockPlus tool mount, you have access to over 100 FEIN accessories in the Starlock and StarlockPlus performance classes.



StarlockPlus tool mount: Greater work progress and higher precision with 100% power transmission from tool to accessory.



SafetyCell technology: Perfect protection against overload, overheating and deep discharge thanks to Li-ion batteries with individual cell monitoring.

18 V motor: High-torque motor technology for virtually the same power as the corded model.



- + **QuickIN:** Tool change in under 3 seconds with a patented, tool-free, FEIN rapid-clamping system.
- + **Anti-vibration:** minimal vibration and outstanding noise dampening means you can work comfortably, for longer.
- + **Variable Speed:** Constant speed even under load and variable electronic speed control.
- + **Mechanical interface:** For stationary use in table supports, drill presses or for depth stop attachment.
- + **Metal drive head:** 100% of gearbox components are made from metal providing high load capacity and long service life.



350 W FEIN motor: Overload protected, powerful motor for higher cutting speed and more rapid work progress.

Industrial-strength cable: The 16 ft (5m) rubber-clad, industrial-quality cord gives you room to work.

MULTIMASTER 500.

An overview of all models and variants.



MODEL	Cordless MULTIMASTER AMM 500 Plus (formerly cordless MultiMaster)	MULTIMASTER MM 500 Plus (formerly MultiMaster)
TOOL MOUNTING	StarlockPlus*	StarlockPlus*
ACCESSORY CHANGE	QuickIN	QuickIN
ANTI-VIBRATION SYSTEM	Yes	Yes
VIBRATION VALUE (SAWING IN WOOD WITH PLUNGE CUT SAW BLADE) (m/s ²)	< 5	< 5
VARIABLE SPEED	Yes	Yes
BATTERY VOLTAGE (V)	18	–
BATTERY CAPACITY (Ah)	3/6	–
POWER CONSUMPTION (W)	–	350
OSCILLATIONS (rpm)	11,000-18,500	10,000-19,500
VIBRATION ANGLE	2 x 1.7°	2 x 1.7°
WEIGHT lbs (kg)	2.8 (1.3) without battery	3.1 (1.4)
CABLE LENGTH ft (m)	–	16 (5)
INTERFACE FOR STATIONARY OPERATION	Yes	Yes

* Suitable for Starlock and StarlockPlus accessories



MODEL	Cordless MULTIMASTER AMM 500 Plus Select**	Cordless MULTIMASTER AMM 500 Plus Top
DESCRIPTION	The powerful cordless multitool for rapid work progress in interior construction and renovation – with a bi-metal saw blade for wood, metal and plastics.	The powerful cordless multitool for rapid work progress in interior construction and renovation – with more than 30 accessories for sawing in wood and metal, sanding, tile removal, and more.
PRICE INCLUDES	<ul style="list-style-type: none"> + Cordless MULTIMASTER AMM 500 Plus + E-Cut universal saw blade 1-3/4" (44 mm) + Plastic carrying case. <p>(Battery and charger not included in Select tools. Please see page 49 for our battery starter set.)</p>	<ul style="list-style-type: none"> + Cordless MULTIMASTER AMM 500 Plus + E-Cut Long-Life saw blade 3/8" (10 mm) + 2 x E-Cut Long-Life saw blade 1-3/8" (35 mm) + 2 x E-Cut Long-Life saw blade 2-1/2" (65 mm) + E-Cut Carbide Pro saw blade 1-1/4" (32 mm) + Carbide segment saw blade Ø 3" (75 mm) + Carbide rasp 3-1/8" (80 mm) + Rigid scraper + Anti-static dust extraction device + Perforated sanding pad + 20 perforated sanding sheets (5 each of grits 60, 80, 120, 180) + 2 x Li-ion battery 18 V / 3 Ah + ALG 80 rapid charger + Plastic carrying case
PART NO.	7 129 33 62 09 0	7 129 33 61 09 0



MODEL	MULTIMASTER MM 500 Plus	MULTIMASTER MM 500 Plus Top
DESCRIPTION	The powerful multitool for rapid work progress in interior construction and renovation with a bi-metal saw blade for wood, metal and plastics.	The powerful multitool for rapid work progress in interior construction and renovation – with more than 30 accessories for sawing in wood and metal, sanding, tile removal and more.
PRICE INCLUDES	<ul style="list-style-type: none"> + MULTIMASTER MM 500 Plus + E-Cut universal saw blade 1-3/4" (44 mm) + Plastic carrying case 	<ul style="list-style-type: none"> + MULTIMASTER MM 500 Plus + E-Cut Long-Life saw blade 3/8" (10 mm) + 2 x E-Cut Long-Life saw blade 1-3/8" (35 mm) + 2 x E-Cut Long-Life saw blade 2-1/2" (65 mm) + E-Cut Carbide Pro saw blade 1-1/4" (32 mm) + Carbide segment saw blade Ø 3" (75 mm) + Carbide rasp 3-1/8" (80 mm) + Rigid scraper + Anti-static dust extraction device + Perforated sanding pad + 20 perforated sanding sheets (5 each of grits 60, 80, 120, 180) + Plastic carrying case
PART NO.	7 229 67 62 09 0	7 229 67 61 09 0

MULTIMASTER 700. OUR BEST TOOL FOR THE TOUGHEST REQUIREMENTS.



MULTIMASTER 700 is our best multitool for ultra-fast work, even for the most demanding applications – with the most powerful motors and at 2 x 2°, the largest oscillation angle by far.

Use it for fast, precise saw cuts up to 3-9/16" (90 mm), effectively restore deep expansion joints, effortlessly separate even very hard epoxy and cement joints, or smooth tile adhesive in record time.

STARLOCK MAX

STARLOCK PLUS

STARLOCK

StarlockMax tool mount: Greatest versatility with access to over 180 FEIN accessories in the Starlock, StarlockPlus, and StarlockMax performance classes and more work progress thanks to 100% power transmission from tool to accessory.



SafetyCell technology: Perfect protection against overload, overheating and deep discharge thanks to Li-ion batteries with individual cell monitoring.

18 V FEIN PowerDrive motor: Very powerful, virtually wear-free brushless motor with high efficiency, extremely high load handling and service life.

- + **QuickIN:** Change accessories in under 3 seconds with a patented, tool-free, FEIN rapid-clamping system.
- + **Anti-vibration system:** Long-term safe, pleasant work with minimal vibration and outstanding noise dampening.
- + **Variable Speed:** Constant speed even under load and variable electronic speed control.
- + **Mechanical interface:** For stationary use in table supports, drill presses or for depth stop attachment.
- + **Metal drive head:** 100% of gearbox components are made from metal providing high load capacity and long service life.
- + **Electronic safety cut-off:** Protection for users if the saw blade is jammed in hardwood, for example.

450 W FEIN high-performance motor: Long-lasting, overload-protected high-performance motor for maximum cutting speed and ultra-rapid work progress.

Industrial-strength cable: The 16 ft (5m) rubber-clad, industrial-quality cord gives you room to work.

MULTIMASTER 700.

An overview of all models and variants.



MODEL	Cordless MULTIMASTER AMM 700 Max (formerly cordless SuperCut)	MULTIMASTER MM 700 Max (formerly SuperCut)
TOOL MOUNTING	StarlockMax*	StarlockMax*
ACCESSORY CHANGE	QuickIN	QuickIN
ANTI-VIBRATION SYSTEM	Yes	Yes
VIBRATION VALUE (SAWING IN WOOD WITH PLUNGE CUT SAW BLADE) (m/s ²)	< 5	< 5
VARIABLE SPEED	Yes	Yes
BATTERY VOLTAGE (V)	18***	–
BATTERY CAPACITY (Ah)	3/6	–
POWER CONSUMPTION (W)	–	450
OSCILLATIONS (rpm)	10,000-19,500	10,000-19,500
VIBRATION ANGLE	2 x 2.0°	2 x 2.0°
WEIGHT lbs (kg)	3.5 (1.6) without battery	3.5 (1.6)
CABLE LENGTH ft (m)	–	16 (5)
INTERFACE FOR STATIONARY OPERATION	Yes	Yes
OVERLOAD PROTECTION	Yes	Yes

* Suitable for Starlock, StarlockPlus and StarlockMax accessories ** All Select tools are without batteries and chargers *** MultiVolt interface suitable for 12 V and 18 V batteries



MODEL	Cordless MULTIMASTER AMM 700 Max Select**	Cordless MULTIMASTER AMM 700 Max Top
DESCRIPTION	The most powerful FEIN cordless multitool for interior construction and renovation with a bi-metal saw blade for wood, metal and plastics.	The most powerful FEIN cordless multitool for ultra-rapid work progress in interior construction and renovation with 60 accessories – for sawing in wood, metal and plastics. For removing tiles, cutting silicone, caulking, and carpets, as well as removing adhesive and tile residue.
PRICE INCLUDES	<ul style="list-style-type: none"> + Cordless MULTIMASTER AMM 700 Max + E-Cut universal saw blade 1-3/4" (44 mm) + Plastic carrying case. <p>(Battery and charger not included in Select tools. Please see page 49 for our battery starter set.)</p>	<ul style="list-style-type: none"> + Cordless MULTIMASTER AMM 700 Max + 2 x E-Cut standard saw blade curved 1-3/8" (35 mm) + 2 x E-Cut standard saw blade curved 2-1/2" (65 mm) + E-Cut Precision saw blade 1-3/8" (35 mm) + E-Cut Precision saw blade 2-1/2" (65 mm) + E-Cut Long-Life saw blade 3/8" (10 mm) + 2 x E-Cut Long-Life saw blade 1-3/8" (35 mm) + E-Cut Long-Life saw blade 1-1/4" (32 mm) + E-Cut Long-Life saw blade 1-5/8" (42 mm) + E-Cut Carbide Pro saw blade 1-1/4" (32 mm) + Segmented saw blade 3-11/32" (85 mm) + HM segmented saw blade Ø 3" (75 mm) + Triangular carbide rasp + Rigid scraper + Mushroom-shaped cutting blade + Multi-knife blade + Perforated sanding pad + 40 sanding sheets (10 each of grits 60, 80, 120, 180) + Dust extraction device + ALG 80 rapid charger + 2 x Li-ion battery packs (18 V / 3 Ah) + Plastic carrying case
PART NO.	7 129 34 62 09 0	7 129 34 61 09 0



MODEL	MULTIMASTER MM 700 Max	MULTIMASTER MM 700 Max Top
DESCRIPTION	The most powerful multitool for ultra-rapid work progress in interior construction and renovation with a bi-metal saw blade for wood, metal and plastics.	The most powerful FEIN multitool for ultra-rapid work progress in interior construction and renovation with 60 accessories – for sawing in wood, metal, plastics. For removing tiles, cutting silicone caulking and carpets, and removing adhesive residue and tile adhesive.
PRICE INCLUDES	<ul style="list-style-type: none"> + MULTIMASTER MM 700 Max + E-Cut universal saw blade 1-3/4" (44 mm) + Plastic carrying case. 	<ul style="list-style-type: none"> + MULTIMASTER MM 700 Max + 2 x E-Cut standard saw blade, curved 1-3/8" (35 mm) + 2 x E-Cut standard saw blade, curved 2-1/2" (65 mm) + E-Cut Precision saw blade 1-3/8" (35 mm) + E-Cut Precision saw blade 2-1/2" (65 mm) + E-Cut Long-Life saw blade 3/8" (10 mm) + 2 x E-Cut Long-Life saw blade 1-3/8" (35 mm) + E-Cut Long-Life saw blade 1-1/4" (32 mm) + E-Cut Long-Life saw blade 1-5/8" (42 mm) + E-Cut Carbide Pro saw blade 1-1/4" (32 mm) + Segmented saw blade 3-11/32" (85 mm) + HM segmented saw blade Ø 3" (75 mm) + Triangular carbide rasp + Rigid scraper + Mushroom-shaped cutting blade + Multi-knife blade + Perforated sanding pad + 40 sanding sheets (10 each of grits 60, 80, 120, 180) + Dust extraction device + Plastic carrying case
PART NO.	7 229 68 62 09 0	7 229 68 61 09 0

OVER 180 ACCESSORIES FOR YOUR APPLICATIONS.

For more than 50 years, the FEIN multitool accessory line has continued to grow to meet your needs.



FEIN ADVANTAGES

- + More than 180 different accessories for thousands of professional and special application solutions.
- + Accessory sets – perfectly combined for specific applications.
- + Made by FEIN: Each accessory has been developed and tested by FEIN.
- + German Engineered, German Made.
- + Maximum economic efficiency thanks to rapid work progress and long service life.

TOOL CHANGE IN RECORD TIME.

With the innovative standard tool mount for the FEIN MULTIMASTER, you can change tools safely and conveniently in less than **3 seconds**.



To release, lift the locking lever ...



... Remove the accessory and close the locking lever ...




Simply position the accessory in the Starlock mount and click into place. Ready to work!



FEIN ADVANTAGES

- + Greater work progress thanks to perfect accessory fit and loss-free power transmission.
- + Significantly improved precision and work results thanks to an extremely rigid 3D form made of stainless steel.
- + Compatible with all current FEIN oscillating multi-tools and selected multi-tools from other brands.
- + Protection against overload and damage for your multitool.

Select the Starlock accessories that match your tool:



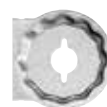
▶ STARLOCK

Suitable for all FEIN oscillating multitools and other multitools on the market including Bosch, Makita, Rigid, Milwaukee and many more.



▶ STARLOCK PLUS

Suitable for all FEIN oscillating multitools and other multitools with the StarlockPlus and StarlockMax mounts (i.e. Bosch)



▶ STARLOCK MAX

Suitable for all FEIN multitools with the StarlockMax mount and oscillating multitools with the StarlockMax mount. (i.e. Bosch)

The FEIN multitool accessory finder. You can easily find the right accessories for your multitool and your specific job online at www.feinus.com or www.fein.ca.

FEIN TURBO

With FEIN TURBO dust extractors, you can keep the air and surroundings clean and dust-free while you work. These powerful all-rounders vacuum up dry dirt and liquids without any problem.

Compact class

These compact dust extractors are small, lightweight, and powerful. They provide the basis for effective dust extraction and a clean, uncontaminated workplace.

- + Highly effective
- + Easy to handle
- + Extremely maneuverable

Premium class

These dust extractors have filter systems to pick up even the finest dust that is a hazard to human health. Automatic filter cleaning leads to long a filter service life and uninterrupted periods of work.

- + Proven filter technology
- + Maximum suction performance
- + Easy to handle



MODEL	DUST EXTRACTION ATTACHMENT SET
DESCRIPTION	For effective dust elimination and maximum flexibility in use. Attach to the tool for secure hold in all work situations. Suction hose rotates freely on the tool for optimal adaptation to the work situation. Anti-static FEIN dust extractors, in conjunction with optional anti-static hose. Standard hose connection 1-3/8 in (35 mm).
PRICE INCLUDES	1 extraction device, 2 sanding pads, perforated edge length 3-1/8" (80mm), 15 perforated sanding sheets (5 each of grits 60, 80, 120)
PART NO.	9 26 02 102 00 0 3 13 45 120 01 0 - 1-3/8in (35MM) diameter anti-static hose.

THINK SAFETY, WORK DUST-FREE.



COMPACT CLASS

MODEL	TURBO I	TURBO I Set	TURBO II	TURBO II Set	TURBO II HEPA*	TURBO II HEPA Set *
WEIGHT	17.9 lbs (8.1 kg)		20.1 lbs (9.1 kg)			
MAX. POWER CONSUMPTION	1,100 watts (9A)		1,100 watts (9A)			
AIR VOLUME (AT BLOWER)	151 cfm (71 L/s)		151 cfm (71 L/s)			
STATIC WATER LIFT	98.4 in (245 mbar)		98.4 in (245 mbar)			
CONTAINER VOLUME	5.8 gal (22L)		8.4 gal (32 L)			
SOUND PRESSURE LEVEL	67 dB (A)		67 dB (A)			
PRICE INCLUDES	1 suction hose 13 ft, 1 3/8 in dia., 1 tool coupling with suction control, 1 non-woven filter bag, 1 cellulose flat pleated filter	1 suction hose 13 ft, 1-3/8 in dia., 1 tool coupling with suction control, 1 non-woven filter bag, 1 cellulose flat pleated filter, 2 metal suction tubes, 1 combination tool with interchangeable inserts, 1 crevice nozzle, 1 dusting brush, 1 elbow	1 suction hose 13 ft, 1-3/8 in dia., 1 tool coupling with suction control, 1 non-woven filter bag, 1 cellulose flat pleated filter	1 suction hose 13 ft, 1-3/8 in dia., 1 tool coupling with suction control, 1 non-woven filter bag, 1 cellulose flat pleated filter, 2 metal suction tubes, 1 combination tool with interchangeable inserts, 1 crevice nozzle, 1 dusting brush, 1 elbow	1 suction hose 13 ft, 1-3/8 in dia., 1 tool coupling with suction control, 1 non-woven filter bag, 1 HEPA filter.	1 suction hose 13 ft, 1-3/8 in dia., 1 tool coupling with suction control, 1 non-woven filter bag, 1 HEPA filter, 2 metal suction tubes, 1 combination tool with interchangeable inserts, 1 crevice nozzle, 1 dusting brush, 1 elbow
PART NO.	9 20 35 236 09 0	9 20 35 060 09 0	9 20 36 236 09 0	9 20 36 060 09 0	9 20 36 236 99 0	9 20 36 060 99 0

PREMIUM CLASS

MODEL	TURBO X	TURBO X AC	TURBO X AC HEPA*
FULLY AUTOMATIC FILTER CLEANING	-	Yes	Yes
WEIGHT	31 lbs (14 kg)	31 lbs (14 kg)	31 lbs (14 kg)
MAX. POWER CONSUMPTION	1,100 watts (9A)	1,100 watts (9A)	1,100 watts (9A)
AIR VOLUME (AT BLOWER)	151 cfm (71 L/s)	151 cfm (71 L/s)	151 cfm (71 L/s)
STATIC WATER LIFT	98.4 in (245 mbar)	98.4 in (245 mbar)	98.4 in (245 mbar)
CONTAINER VOLUME	9.2 gals (35 L)	9.2 gals (35 L)	9.2 gals (35 L)
SOUND PRESSURE LEVEL	53 dB (A) - 69 dB (A)	53 dB (A) - 69 dB (A)	53 dB (A) - 69 dB (A)
PRICE INCLUDES	1 push handle, 1 flat pleated filter PES, 1 fleece filter bag, 1 suction hose 13 ft, 1-3/8 in dia., 1 tool coupling with suction control, 1 step adapter, 1 elbow, 2 suction tubes, 1 combination tool with interchangeable inserts, 1 crevice nozzle, 1 dusting brush	1 push handle, 1 flat pleated filter PES, 1 disposal bag, 1 suction hose 13 ft, 1-3/8 in dia., 1 tool coupling with suction control, 1 step adapter, 1 elbow, 2 suction tubes, 1 combination tool with interchangeable inserts, 1 crevice nozzle, 1 dusting brush	1 push handle, 1 flat pleated filter HEPA, 1 disposal bag, 1 suction hose 13 ft, 1-3/8 in dia., 1 tool coupling with suction control, 1 step adapter, 1 elbow, 2 suction tubes, 1 combination tool with interchangeable inserts, 1 crevice nozzle, 1 dusting brush
PART NO.	9 20 29 060 09 0	9 20 30 060 09 0	9 20 30 060 99 0

MAXIMUM SELECTION FOR SAWING.

**Over 100 FEIN accessories for sawing,
providing unique solutions for the most
demanding tasks and virtually all materials.**

Rigid stainless steel holders ensure completely
smooth running and precise results.



UNLIMITED SAWING – WITH THE LARGEST SELECTION OF SHAPES, SIZES AND QUALITIES.



E-Cut saw blades for virtually all materials.



Saw flush to the surface.



Operating angle can be set in 12 positions for sawing in narrow places.



Plunge into solid materials without any problems.



No clearance required behind the workpiece.



The smallest recesses, 3/8 in (10 mm) and larger.



Oscillation motion eliminates risk of glass breakage.



Precise work close to edges, even with depth stop.



Stationary use in drill jigs.



Can also be used for tempered metals such as steel nails, Spax screws, or high-strength machine screws.

You will find perfectly combined accessory sets with an attractive price advantage compared to the price if bought individually. Starts on page 46.

FEIN ACCESSORIES FOR SAWING.

The right FEIN E-Cut blade for your requirements.

The "E" in FEIN E-Cut stands for "easy," since the saw blades enable easy, fast plunge cuts – even in narrow places and those difficult to access because they are close to the floor or edges, for example.



▶ E-CUT STANDARD SAW BLADE

Set teeth for all wood, drywall and plastic materials, very clean cuts and good cutting speed.



▶ E-CUT STANDARD SAW BLADE, CURVED

Set teeth for all wood, drywall and plastic materials, very clean cuts and good cutting speed. Curved cutting geometry for optimal plunge cutting and clean, precise cut edges.



▶ E-CUT LONG LIFE SAW BLADE

Bi-metal with HSS teeth for all wood, drywall and plastic materials. Outstanding service life, very clean cuts and good cutting speed. Extremely robust and resistant to nails in wood, masonry, etc.



▶ E-CUT PRECISION SAW BLADE

Double-row Japanese teeth for all wood materials, drywall and soft plastics. Fastest cutting speed and maximum precision.



▶ E-CUT PRECISION BIM SAW BLADE

Bi-metal with double-row of HSS Japanese teeth for all wood materials, drywall and soft plastics. Increased service life and robustness. Fastest cutting speed and maximum precision.



▶ E-CUT UNIVERSAL SAW BLADE

Bi-metal with wavy HSS universal teeth. Broad application spectrum for sheet metal up to 1/16 in (2 mm), aluminum profiles, copper pipes, wood, drywall and plastics.



▶ E-CUT FINE SAW BLADE

Bi-metal with fine HSS teeth for sheet metal up to 1/16 in (2 mm), aluminum profiles, copper pipes. Also for GFRP and other hard plastics. Extremely precise and easily controlled cut with an especially narrow cutting line.



▶ E-CUT CARBIDE PRO

Extremely wear-resistant carbide teeth for hard metals such as tempered screws (Spax) and high-strength machine screws. Also for abrasive materials such as brick, masonry, cement fiber slabs, laminate and CFRP/GFRP.

SAWING



E-Cut LONG-LIFE SAW BLADES

Bimetal with teeth set for all woods, drywall and plastic materials. Outstanding service life, very clean and excellent work performance. Extremely robust, unaffected by nails in wood up to approx. 3/16 in (4 mm) dia., masonry, etc. Short, very narrow shape for the smallest cutouts.

Width in (mm)	Length in (mm)	Mount	Qty pcs	Part Number
3/8 (10)	1-1/8 (30)	SL	1	6 35 02 184 26 0
3/8 (10)	1-1/8 (30)	SL	3	6 35 02 184 27 0
3/8 (10)	1-1/8 (30)	SL	10	6 35 02 184 29 0



Short, very narrow shape for the smallest cutouts.

Width in (mm)	Length in (mm)	Mount	Qty pcs	Part Number
3/4 (20)	1-3/8 (34)	SL	1	6 35 02 183 26 0
3/4 (20)	1-3/8 (34)	SL	3	6 35 02 183 27 0
3/4 (20)	1-3/8 (34)	SL	10	6 35 02 183 29 0



Medium width, waisted shape for optimal cutting speed and good swarf removal.

Width in (mm)	Length in (mm)	Mount	Qty pcs	Part Number
1-3/8 (35)	2 (50)	SL	1	6 35 02 160 26 0
1-3/8 (35)	2 (50)	SL	3	6 35 02 160 27 0
1-3/8 (35)	2 (50)	SL	10	6 35 02 160 29 0



Wide shape for maximum cutting performance and long straight cuts.

Width in (mm)	Length in (mm)	Mount	Qty pcs	Part Number
2 (50)	2 (50)	SL	1	6 35 02 221 26 0
2 (50)	2 (50)	SL	3	6 35 02 221 27 0
2 (50)	2 (50)	SL	10	6 35 02 221 29 0



Wide shape for maximum cutting performance and long straight cuts.

Width in (mm)	Length in (mm)	Mount	Qty pcs	Part Number
2-1/2 (65)	2 (50)	SL	1	6 35 02 228 26 0
2-1/2 (65)	2 (50)	SL	3	6 35 02 228 27 0
2-1/2 (65)	2 (50)	SL	10	6 35 02 228 29 0



Extra-wide shape for maximum cutting performance and long straight cuts.

Width in (mm)	Length in (mm)	Mount	Qty pcs	Part Number
2-1/2 (65)	2 (50)	SLP	1	6 35 02 161 26 0
2-1/2 (65)	2 (50)	SLP	3	6 35 02 161 27 0
2-1/2 (65)	2 (50)	SLP	10	6 35 02 161 29 0



Long, narrow shape for large plunge depths. Waist for optimal cutting speed and good swarf removal.

Width in (mm)	Length in (mm)	Mount	Qty pcs	Part Number
1-1/4 (32)	3 (78)	SLM	1	6 35 02 201 26 0
1-1/4 (32)	3 (78)	SLM	3	6 35 02 201 27 0
1-1/4 (32)	3 (78)	SLM	10	6 35 02 201 29 0



Long, wide shape for large plunge depths and efficient work. Waist for optimal cutting speed and good swarf removal.

Width in (mm)	Length in (mm)	Mount	Qty pcs	Part Number
1-5/8 (42)	3 (78)	SLM	1	6 35 02 203 26 0
1-5/8 (42)	3 (78)	SLM	3	6 35 02 203 27 0
1-5/8 (42)	3 (78)	SLM	10	6 35 02 203 29 0



Extra long for outstandingly large plunge depths and special application solutions such as replacing windows. Offset for optimal cutting speed and excellent swarf removal.

Width in (mm)	Length in (mm)	Mount	Qty pcs	Part Number
1-1/4 (32)	3-1/2 (90)	SLM	1	6 35 02 224 26 0
1-1/4 (32)	3-1/2 (90)	SLM	3	6 35 02 224 27 0
1-1/4 (32)	3-1/2 (90)	SLM	10	6 35 02 224 29 0



E-Cut STANDARD SAW BLADES

Set teeth for all woods, drywall and plastic materials, very clean cuts and good cutting speed. Medium width, waisted shape for optimal cutting speed and good swarf removal.

Width in (mm)	Length in (mm)	Mount	Qty pcs	Part Number
1-3/8 (35)	2 (50)	SL	1	6 35 02 133 26 0
1-3/8 (35)	2 (50)	SL	3	6 35 02 133 27 0
1-3/8 (35)	2 (50)	SL	10	6 35 02 133 29 0



E-Cut STANDARD SAW BLADES

Set teeth for all woods, drywall and plastic materials, very clean cuts and good cutting speed. Wide shape for maximum cutting performance and long straight cuts.

Width in (mm)	Length in (mm)	Mount	Qty pcs	Part Number
2-1/2 (65)	2 (50)	SLP	1	6 35 02 134 26 0
2-1/2 (65)	2 (50)	SLP	3	6 35 02 134 27 0
2-1/2 (65)	2 (50)	SLP	10	6 35 02 134 29 0



Long, narrow shape for large plunge depths. Waist for optimal cutting speed and good swarf removal.

Width in (mm)	Length in (mm)	Mount	Qty pcs	Part Number
1-1/4 (32)	3 (78)	SLM	1	6 35 02 200 26 0
1-1/4 (32)	3 (78)	SLM	3	6 35 02 200 27 0
1-1/4 (32)	3 (78)	SLM	10	6 35 02 200 29 0



Long, wide shape for large plunge depths and efficient work. Waist for optimal cutting speed and good swarf removal.

Width in (mm)	Length in (mm)	Mount	Qty pcs	Part Number
1-5/8 (42)	3 (78)	SLM	1	6 35 02 202 26 0
1-5/8 (42)	3 (78)	SLM	3	6 35 02 202 27 0
1-5/8 (42)	3 (78)	SLM	10	6 35 02 202 29 0

Find the right saw blade conveniently, online at www.fein.com

**E-Cut STANDARD SAW BLADES, CURVED**

Set teeth for all wood, drywall and plastic materials, very clean cuts and good cutting speed. Hooked cutting geometry for optimal plunge cutting and clean, precise cut edges, especially on smooth surfaces. Narrow, waisted shape for optimal cutting speed and good swarf removal.

Width in (mm)	Length in (mm)	Mount	Qty pcs	Part Number
1-3/8 (35)	2-1/4 (55)	SL	1	6 35 02 227 26 0
1-3/8 (35)	2-1/4 (55)	SL	3	6 35 02 227 27 0
1-3/8 (35)	2-1/4 (55)	SL	10	6 35 02 227 29 0



Medium width for numerous applications.

Width in (mm)	Length in (mm)	Mount	Qty pcs	Part Number
2 (50)	2 (50)	SL	1	6 35 02 226 26 0
2 (50)	2 (50)	SL	3	6 35 02 226 27 0
2 (50)	2 (50)	SL	10	6 35 02 226 29 0



Wide shape for maximum cutting performance and long straight cuts.

Width in (mm)	Length in (mm)	Mount	Qty pcs	Part Number
2-1/2 (65)	2 (50)	SL	1	6 35 02 225 26 0
2-1/2 (65)	2 (50)	SL	3	6 35 02 225 27 0
2-1/2 (65)	2 (50)	SL	10	6 35 02 225 29 0

**E-Cut PRECISION BIM SAW BLADES**

Bimetal with double-row Japanese teeth for all wood materials, drywall and soft plastics. Increased service life and strength. Fastest work performance and maximum precision. Narrow, waisted shape for optimal cutting speed and good swarf removal.

Width in (mm)	Length in (mm)	Mount	Qty pcs	Part Number
1-3/8 (35)	2 (50)	SL	1	6 35 02 205 26 0
1-3/8 (35)	2 (50)	SL	3	6 35 02 205 27 0
1-3/8 (35)	2 (50)	SL	10	6 35 02 205 29 0



Medium width for numerous applications.

Width in (mm)	Length in (mm)	Mount	Qty pcs	Part Number
2 (50)	2 (50)	SL	1	6 35 02 232 26 0
2 (50)	2 (50)	SL	3	6 35 02 232 27 0
2 (50)	2 (50)	SL	10	6 35 02 232 29 0



Extra-wide shape for maximum cutting performance and long straight cuts.

Width in (mm)	Length in (mm)	Mount	Qty pcs	Part Number
2-1/2 (65)	2 (50)	SL	1	6 35 02 229 26 0
2-1/2 (65)	2 (50)	SL	3	6 35 02 229 27 0
2-1/2 (65)	2 (50)	SL	10	6 35 02 229 29 0



Extra-wide shape for maximum cutting performance and long straight cuts.

Width in (mm)	Length in (mm)	Mount	Qty pcs	Part Number
2-1/2 (65)	2 (50)	SLP	1	6 35 02 208 26 0
2-1/2 (65)	2 (50)	SLP	3	6 35 02 208 27 0
2-1/2 (65)	2 (50)	SLP	10	6 35 02 208 29 0

**E-Cut PRECISION SAW BLADES**

Double-row Japanese teeth for all wood materials, drywall and soft plastics. Fastest work performance and maximum precision. Narrow, waisted shape for optimal cutting speed and good swarf removal.

Width in (mm)	Length in (mm)	Mount	Qty pcs	Part Number
1-3/8 (35)	2 (50)	SL	1	6 35 02 126 26 0
1-3/8 (35)	2 (50)	SL	3	6 35 02 126 27 0
1-3/8 (35)	2 (50)	SL	10	6 35 02 126 29 0



Medium width for numerous applications.

Width in (mm)	Length in (mm)	Mount	Qty pcs	Part Number
2 (50)	2 (50)	SL	1	6 35 02 233 26 0
2 (50)	2 (50)	SL	3	6 35 02 233 27 0
2 (50)	2 (50)	SL	10	6 35 02 233 29 0



Extra-wide shape for maximum cutting performance and long straight cuts.

Width in (mm)	Length in (mm)	Mount	Qty pcs	Part Number
2-1/2 (65)	2 (50)	SL	1	6 35 02 230 26 0
2-1/2 (65)	2 (50)	SL	3	6 35 02 230 27 0
2-1/2 (65)	2 (50)	SL	10	6 35 02 230 29 0



Extra-wide shape for maximum cutting performance and long straight cuts.

Width in (mm)	Length in (mm)	Mount	Qty pcs	Part Number
2-1/2 (65)	2 (50)	SLP	1	6 35 02 127 26 0
2-1/2 (65)	2 (50)	SLP	3	6 35 02 127 27 0
2-1/2 (65)	2 (50)	SLP	10	6 35 02 127 29 0

**E-Cut UNIVERSAL SAW BLADES**

Bimetal with wavy universal teeth. Broad application spectrum for sheet metal up to 5/64 in (2 mm), aluminum profile, copper pipes, wood, drywall and plastics. Narrow, waisted shape for optimal cutting speed and good swarf removal.

Width in (mm)	Length in (mm)	Mount	Qty pcs	Part Number
1-1/8 (28)	2-1/4 (55)	SL	1	6 35 02 222 26 0
1-1/8 (28)	2-1/4 (55)	SL	3	6 35 02 222 27 0
1-1/8 (28)	2-1/4 (55)	SL	10	6 35 02 222 29 0



Narrow, waisted shape for optimal cutting speed and good swarf removal.

Width in (mm)	Length in (mm)	Mount	Qty pcs	Part Number
1-1/8 (28)	2-1/4 (60)	SLP	1	6 35 02 151 26 0
1-1/8 (28)	2-1/4 (60)	SLP	3	6 35 02 151 27 0
1-1/8 (28)	2-1/4 (60)	SLP	10	6 35 02 151 29 0



Medium width, waisted shape for optimal cutting speed and good swarf removal.

Width in (mm)	Length in (mm)	Mount	Qty pcs	Part Number
1-3/4 (44)	2-1/4 (55)	SL	1	6 35 02 223 26 0
1-3/4 (44)	2-1/4 (55)	SL	3	6 35 02 223 27 0
1-3/4 (44)	2-1/4 (55)	SL	10	6 35 02 223 29 0



Medium width, waisted shape for optimal cutting speed and good swarf removal.

Width in (mm)	Length in (mm)	Mount	Qty pcs	Part Number
1-3/4 (44)	2-1/4 (60)	SLP	1	6 35 02 152 26 0
1-3/4 (44)	2-1/4 (60)	SLP	3	6 35 02 152 27 0
1-3/4 (44)	2-1/4 (60)	SLP	10	6 35 02 152 29 0



E-Cut FINE SAW BLADES

Bimetal with fine teeth for sheet metal up to 5/64 in (2 mm), aluminum profiles, copper pipes. Also for GFRP and other hard plastics. Extremely precise and easily controlled cut with an especially narrow cutting line. Narrow, waisted shape for optimal cutting speed and good swarf removal.

Width in (mm)	Length in (mm)	Mount	Qty pcs	Part Number
1-1/8 (30)	2 (50)	SL	1	6 35 02 157 26 0
1-1/8 (30)	2 (50)	SL	3	6 35 02 157 27 0
1-1/8 (30)	2 (50)	SL	10	6 35 02 157 29 0



E-Cut CARBIDE PRO BLADES

TiN coated hard metal plunge cut saw blade with outstanding wear resistance. 100% higher service life compared to non-coated hard metal saw blades. 30 times longer lifespan compared to HSS saw blades. The perfect choice for hard materials such as ferrous metals, stainless steel or copper pipes. Can even be used for tempered screws (Spax) and high-strength machine screws. Also ideal for abrasive materials like brick, masonry and cement fiber slabs, not to mention laminate, CFRP and GFRP. Strong cutting performance and cutting quality in all wood materials such as hardwood and particle board. Narrow, waisted shape for optimal cutting speed and good swarf removal.

Width in (mm)	Length in (mm)	Mount	Qty pcs	Part Number
1-1/4 (32)	1-1/2 (40)	SL	1	6 35 02 236 26 0
1-1/4 (32)	1-1/2 (40)	SL	3	6 35 02 236 27 0
1-1/4 (32)	1-1/2 (40)	SL	10	6 35 02 236 29 0



Narrow, waisted shape for optimal cutting speed and good swarf removal.

Width in (mm)	Length in (mm)	Mount	Qty pcs	Part Number
1-1/4 (32)	2-1/4 (60)	SLP	1	6 35 02 237 26 0
1-1/4 (32)	2-1/4 (60)	SLP	3	6 35 02 237 27 0
1-1/4 (32)	2-1/4 (60)	SLP	10	6 35 02 237 29 0



Narrow, waisted shape for optimal cutting speed and good swarf removal.

Width in (mm)	Length in (mm)	Mount	Qty pcs	Part Number
1-1/4 (32)	3 (75)	SLM	1	6 35 02 238 26 0
1-1/4 (32)	3 (75)	SLM	3	6 35 02 238 27 0
1-1/4 (32)	3 (75)	SLM	10	6 35 02 238 29 0



SAW BLADE

For all soft materials. Segmented, ideal for working in corners and on edges without over cut.

Dia. in (mm)	Mount	Qty pcs	Part Number
3-11/32 (85)	SL	1	6 35 02 113 21 0



HSS SAW BLADES

Solid HSS saw blade with metal teeth for sheet metal up to approx. 1/16 in (1 mm). Also for plastics, GFRP, wood, glazing compound, brass and bronze. Outstanding cutting speed. Clean, narrow cutting line. Excellent cost-effectiveness due to the circular shape.

Dia. in (mm)	Mount	Qty pcs	Part Number
3-11/32 (85)	SL	1	6 35 02 097 21 0
3-11/32 (85)	SL	2	6 35 02 097 22 0
3-11/32 (85)	SL	5	6 35 02 097 23 0



Segmented, ideal for working in corners and on edges without overcut.

Dia. in (mm)	Mount	Qty pcs	Part Number
3-11/32 (85)	SL	1	6 35 02 106 21 0
3-11/32 (85)	SL	2	6 35 02 106 22 0
3-11/32 (85)	SL	5	6 35 02 106 23 0



HSS SAW BLADES

Bimetal for long service life. Metal teeth for sheet metal up to approx. 1/16 in (1 mm). Also for plastics, GFRP, wood, glazing compound, brass and bronze. Work flush with the surface. Excellent cost-effectiveness due to the circular shape.

Dia. in (mm)	Mount	Qty pcs	Part Number
3-11/32 (85)	SL	1	6 35 02 174 21 0
3-11/32 (85)	SL	5	6 35 02 174 23 0



Optimal cost-effectiveness due to circular shape and extra large diameter.

Dia. in (mm)	Mount	Qty pcs	Part Number
3-15/16 (100)	SLP	1	6 35 02 175 21 0
3-15/16 (100)	SLP	5	6 35 02 175 23 0



Segmented, ideal for working in corners and on edges without overcut.

Dia. in (mm)	Mount	Qty pcs	Part Number
3-15/16 (100)	SL	1	6 35 02 196 21 0
3-15/16 (100)	SL	5	6 35 02 196 23 0



HSS SAW BLADE

Bimetal for outstanding service life. Set teeth for wood produce very clean cut and excellent performance. The "mini" circular saw is ideal for long straight cuts and cutting existing parquet, laminate and wood paneling.

Dia. in (mm)	Mount	Qty pcs	Part Number
3-15/16 (100)	SLP	1	6 35 02 176 21 0

Find the right saw blade conveniently, online at www.feinus.com or www.fein.ca.

SL = Starlock | SLP = StarlockPlus | SLM = StarlockMax



HSS SAW BLADE SET

Bimetal for outstanding service life. Set teeth for wood. Very clean cuts and excellent performance. The "mini" circular saw is ideal for long straight cuts and cutting existing parquet, laminate, and wood paneling. The depth stop can also be used with many other FEIN accessories. For precise, deep work. StarlockPlus mount. Price includes: 1 HSS saw blade, 1 depth stop (fits FMM 350 QSL, AFMM 18 QSL, AFSC 18 QSL, FSC 500 QSL), (A)MM 500, (A)MM 700.

Dia. in (mm)	Mount	Part Number
3-15/16 (100)	SLP	3 52 22 952 01 0



BLADE GUARD

Replacement safety guard for HSS saw blade 6 35 02 176 21 0.

Part Number
3 43 00 000 00 1



DEPTH STOP.

Depth stop for all saw blades. For precise, deep work. Effective saw blade and workpiece protection. Contents: 1 adapter for attachment to the machine. 1 depth stop, 1 adjustable depth guide. Only for use with (A)FMM or (A)FSC, (A)FSC, (A)MM500, (A)MM700.

Part Number
3 21 27 069 01 0



CARBIDE SAW BLADE

Open teeth for perfect, clean cut edges without delamination in CFRP/fiberglass materials. Distortion-free, long, straight cuts with very high cutting speed and precision. Extra thin version. Kerf approx. 3/64 in (1.2 mm). Segmented, ideal for working in corners and on edges without overcut.

Dia. in (mm)	Mount	Part Number
3-17/32 (90)	SLP	6 35 02 187 21 0



DIAMOND SAW BLADE

Open teeth for perfect, clean cut edges without delamination in CFRP/fiberglass materials. Distortion-free, long, straight cuts with very high cutting speed and precision. Diamond coating for exceptional service life. Extra thin version. Kerf approx. 3/64 in (1.2 mm). Segmented, ideal for working in corners and on edges without over cut.

Dia. in (mm)	Mount	Part Number
3-17/32 (90)	SLP	6 35 02 188 21 0
4-1/8 (105)	SLM	6 35 02 220 21 0



E-Cut CARBIDE SAW BLADE

For perfect, clean cut edges without delamination in CFRP/fiberglass materials. Particularly suitable for precise cutouts and short cuts. Precise work right into corners and on edges.

Width in (mm)	Length in (mm)	Mount	Part Number
1-3/8 (35)	2 (50)	SLP	6 35 02 191 21 0



E-Cut DIAMOND SAW BLADE

Diamond coating for exceptional service life. For perfect, clean cut edges without delamination in CFRP/fiberglass materials. Particularly suitable for precise cutouts and short cuts. Precise work right into corners and on edges.

Width in (mm)	Length in (mm)	Mount	Part Number
1-3/4 (44)	2-1/4 (60)	SLM	6 35 02 204 21 0
1-3/8 (35)	2 (50)	SLP	6 35 02 193 21 0



SEGMENT-SHAPED SAW BLADE

For removal of insulating glass panes set in glazing compound.

Mount	Qty pcs	Part Number
SLM	2	6 39 03 244 22 0



BEST OF E-Cut STARLOCK WOOD & METAL

6 E-Cut plunge cut saw blades for sawing work in wood and metal. Suitable for all FEIN multitools and all other commercially available multi-tools. As a set, attractive savings compared to individual purchase. Contents: 2 E-Cut Long-Life saw blades each (2 (50) x 1-3/8 (35) in (mm), 2 (50) x 2-1/2 (65) in (mm)), 1 E-Cut universal saw blade each (2-1/4 (55) x 1-1/8 (28) in (mm), 2-1/4 (55) x 1-3/4 (44) in (mm)).

Mount	Part Number
SL	3 52 22 967 01 0



BEST OF E-Cut STARLOCKPLUS WOOD & METAL

6 E-Cut plunge cut saw blades for sawing work in wood and metal. Suitable for all FEIN multitools and all other commercially available multi-tools with the StarlockPlus and StarlockMax mount. As a set, attractive savings compared to individual purchase. Contents: 2 E-Cut Long-Life saw blades each (2 (50) x 1-3/8 (35) in (mm), 2 (50) x 2-9/16 (65) in (mm)), 1 E-Cut universal saw blade each (2-3/8 (60) x 1-1/8 (28) in (mm), 2-3/8 (60) x 1-3/4 (44) in (mm)).

Mount	Part Number
SLP	3 52 22 942 08 0



BEST OF E-Cut STARLOCKMAX WOOD & METAL

6 extra-long E-Cut plunge cut saw blades for large immersion depths and effective work in wood and metal. Suitable for all FEIN multitools with the StarlockMax mount and all other commercially available multi-tools with the StarlockMax mount. As a set, attractive savings compared to individual purchase. Contents: 2 E-Cut Long-Life saw blades (3-1/16 (78) x 1-1/4 (32) in (mm), 3-1/16 (78) x 1-5/8 (42) in (mm)), 2 E-Cut universal saw blades (3-1/2 (90) x 1-1/4 (32) in (mm)).

Mount	Part Number
SLM	3 52 22 967 05 0



E-Cut COMBO STARLOCK WOOD & METAL

3 E-Cut plunge cut saw blades for sawing work in wood and metal. Suitable for all FEIN multitools and all other commercially available multi-tools with the Starlock mount. As a set, attractive savings compared to individual purchase. Contents: 2 E-Cut Long-Life saw blades (2 (50) x 2 (50) in (mm), 2-1/4 (55) x 1-1/8 (28) in (mm)), 1 E-Cut universal saw blade (2-1/4 (55) x 1-3/4 (44) in (mm)).

Mount	Part Number
SL	3 52 22 952 14 0



E-Cut COMBO STARLOCK WOOD

3 E-Cut plunge cut saw blades for precision sawing work in wood materials. Suitable for all FEIN multitools and all other commercially available multi-tools with the Starlock mount. As a set, attractive savings compared to individual purchase. Contents: 1 E-Cut standard saw blade, curved (2 (50) x 2 (50) in (mm)), 1 each E-Cut Precision BIM saw blade (2 (50) x 1-3/8 (35) in (mm), 2 (50) x 2-9/16 (65) in (mm)).

Mount	Part Number
SL	3 52 22 967 30 0



COMBO STARLOCK MINI CUT

3 accessories, ideal for small cut-outs and work in narrow spaces, including various installation work, switch installation, model-building, and more. Suitable for all FEIN multitools and all other commercially available multi-tools with the Starlock mount. As a set, attractive savings compared to individual purchase. Contents: 2 E-Cut Long-Life saw blades (1-3/16 (30) x 3/8 (10) in (mm), 1-1/4 (34) x 13/16 (20) in (mm)), 1 carbide file (1-3/16 (30) x 3/8 (10) in (mm)).

Mount	Part Number
SL	3 52 22 967 09 0

**BEST OF STARLOCK RENOVATION**

26-piece accessory set for all your renovation work. Suitable for all FEIN multitools and all other commercially available multi-tools with the Starlock mount. As a set, attractive savings compared to individual purchase. Contents: 6 E-Cut Long-Life saw blades (2 pc. each 2 (50) x 1-3/8 (35) in (mm), 2 (50) x 2 (50) in (mm), 2 (50) x 2-9/16 (65) in (mm)), 1 carbide rasp (3-1/8 (80) in (mm)), 1 carbide segment saw blade (Dia. 3 (75) in (mm), 3/32 (2.2) in (mm)), 1 rigid scraper, 1 mushroom-shaped cutting blade, 1 unperforated sanding pad (3-1/8 (80) in (mm)), 15 sanding sheets (5 each of grits 60, 80, 120).

Mount	Part Number
SL	3 52 22 967 06 0

**BEST OF STARLOCK METAL**

6 saw blades specially designed for processing hardened and non-hardened metals. Suitable for all FEIN multitools and all other commercially available multi-tools with the Starlock mount. As a set, attractive savings compared to individual purchase. Contents: 1 E-Cut CarbidePRO saw blade (1-1/2 (40) x 1-1/4 (32) in (mm)), 1 E-Cut Long-Life saw blade each (2 (50) x 1-3/8 (35) in (mm), 2 (50) x 2 (50) in (mm)), 1 E-Cut universal saw blade (2-3/16 (55) x 1-3/4 (44) in (mm)), 1 E-Cut fine saw blade (2 (50) x 1-3/16 (30) in (mm)), 1 HSS segment saw blade (Dia. 3-3/8 (85) in (mm)).

Mount	Part Number
SL	3 52 22 967 27 0

**PROFESSIONAL SET STARLOCKMAX INTERIOR FITTINGS**

45-piece accessory set with extensive saw blade range for fast, precise sawing work during all assembly tasks. Suitable for all FEIN multitools with the StarlockMax mount and all other commercially available multi-tools with the StarlockMax mount. As a set, attractive savings compared to individual purchase. Contents: 8 E-Cut Long-Life saw blades (1 pc. 1-1/4 (34) x 13/16 (20) in (mm), 2 pc. each 2 (50) x 1-3/8 (35) in (mm) and 2 (50) x 2-9/16 (65) in (mm), 1 pc. each 3-1/16 (78) x 1-1/4 (32) in (mm) and 3-1/16 (78) x 1-5/8 (42) in (mm) and 3-1/2 (90) x 1-5/8 (42) in (mm), 1 E-Cut Precision BIM saw blade each (2 (50) x 1-3/8 (35) in (mm), 2 (50) x 2-9/16 (65) in (mm)), 1 HSS circular saw blade (Dia. 4 (100) in (mm)), 1 depth stop, 1 long rigid scraper, 1 anti-static dust extraction system, 1 perforated sanding pad (3-1/8 (80) in (mm)), 30 sanding sheets (10 each of grits 60, 80, 120).

Mount	Part Number
SLM	3 52 22 967 12 0

**COMBO STARLOCK RENOVATION**

3 accessories, specially designed for renovation work on floors. Suitable for all FEIN multitools and all other commercially available multi-tools with the Starlock mount. As a set, attractive savings compared to individual purchase. Contents: 1 carbide segment saw blade (Dia. 3-3/8 (85) in (mm)), 1 E-Cut Long-Life saw blade (2 (50) x (2 (50) x 2 (50) in (mm))), 1 rigid scraper.

Mount	Part Number
SL	3 52 22 967 29 0

THE BROADEST RANGE FOR SANDING AND POLISHING.

Whether it's large surfaces, small recesses, or corners and edges – FEIN accessories for sanding always provide you with the right solution.

You will sand effortlessly and benefit from a high removal rate, excellent finish, minimal glazing and top service life. The anti-static dust extraction device lets you work dust-free.





EXTENSIVE ACCESSORY RANGE FOR ALL APPLICATIONS AND MATERIALS.



Sanding finger for use in narrow places.



Sanding at corners and edges without kickback.



The large sanding disc eliminates need for additional sanding machines like a random orbit or pad sander.



Flat sanding pad for tight spaces.



Complete window renovation – everywhere, even cordless.



Special sandpaper in very fine grits are perfect for repairing paint defects and gaps.



Foam-backed sanding sheets for removing scratches from acrylic and polycarbonate, for example.



Remove scratches in vehicle paint with the felt polishing pad and polish.

You will find perfectly combined accessory sets with an attractive price advantage compared to the price if bought individually starting on page 46

SANDING



BEST OF STARLOCK SANDING

63-piece accessory set for sanding in corners and on edges. Suitable for all FEIN multitools and all other commercially available multi-tools with the Starlock mount. As a set, attractive savings compared to individual purchase. Contents: 2 unperforated sanding pads 3-1/8 in (80 mm) with 30 sanding sheets (10 each of grits 60, 80, 120), 1 sanding finger pad with 30 sanding fingers (10 each of grits 60, 80, 120).

Mount	Part Number
SL	3 52 22 967 28 0



BACKING PAD SET, UNPERFORATED

Standard version. Plastic plate to prevent damage and marks on the workpiece. Triangular shape, H&L surface.

Edge length in (mm)	Mount	Qty pcs	Part Number
3-1/8 (80)	SL	2	6 38 06 129 22 0



BACKING PAD SET, THIN

For very narrow, flat openings (e.g. strips on wardrobes, window shutters). Plastic plate to prevent damage and marks on the workpiece. Triangular shape, flat version, H&L surface.

Edge length in (mm)	Mount	Qty pcs	Part Number
3-1/8 (80)	SL	2	6 38 06 142 22 0



BACKING PAD, SUPER-SOFT

For special applications such as cleaning alloy auto wheels and paint repairs. Plastic plate to prevent damage and marks on the workpiece. Only for use with "super-soft" sanding sheets. Triangular shape, super soft version, H&L surface.

Edge length in (mm)	Mount	Qty pcs	Part Number
3-1/8 (80)	SL	2	6 38 06 141 22 0



ASSORTED SANDING SHEET SET

50 sanding sheets in various grits for universal use from coarse to fine grinding on almost any material. Aluminum oxide and full resin bond guarantee fast material removal, minimum glazing and long life. Price includes: 50 unperforated sanding sheets (10 each of grits 60, 80, 120, 180, 240), with H&L attachment. Savings compared to individual purchase.

Edge length in (mm)	Part Number
3-1/8 (80)	6 37 17 082 03 3



SANDING SHEETS

Aluminum oxide and full resin bond guarantee fast material removal, minimum glazing and long life. For universal use on almost all materials. Unperforated, H&L attachment.

Grit	Edge length in (mm)	Qty pcs	Part Number
36	3-1/8 (80)	5	6 37 17 086 04 8
40	3-1/8 (80)	5	6 37 17 081 04 6
60	3-1/8 (80)	5	6 37 17 082 04 9
80	3-1/8 (80)	5	6 37 17 083 04 3
100	3-1/8 (80)	5	6 37 17 084 04 1
120	3-1/8 (80)	5	6 37 17 085 04 5
150	3-1/8 (80)	5	6 37 17 087 04 2
180	3-1/8 (80)	5	6 37 17 088 04 0
220	3-1/8 (80)	5	6 37 17 089 04 4
240	3-1/8 (80)	5	6 37 17 090 04 6
36	3-1/8 (80)	50	6 37 17 086 01 0
40	3-1/8 (80)	50	6 37 17 081 01 8
60	3-1/8 (80)	50	6 37 17 082 01 1
80	3-1/8 (80)	50	6 37 17 083 01 5
100	3-1/8 (80)	50	6 37 17 084 01 3
120	3-1/8 (80)	50	6 37 17 085 01 7
150	3-1/8 (80)	50	6 37 17 087 01 4
180	3-1/8 (80)	50	6 37 17 088 01 2
220	3-1/8 (80)	50	6 37 17 089 01 6
240	3-1/8 (80)	50	6 37 17 090 01 8



SANDING SHEETS, ZIRCONIUM

Unrivaled removal rate on extremely hard surfaces such as clear coats (e.g. parquet finishes) or metal. Ideal for all floor covering work. Extremely durable paper quality due to extremely heavy, full resin bond with high quality zirconium aluminum oxide coating. Unperforated, H&L attachment.

Grit	Edge length in (mm)	Qty pcs	Part Number
40	3-1/8 (80)	35	6 37 17 243 01 0
60	3-1/8 (80)	35	6 37 17 244 01 0
80	3-1/8 (80)	35	6 37 17 245 01 0



SANDING SHEETS, SUPER-SOFT

Special abrasive sheets for treatment of alloy auto rims, and repairs to dust embedments, paint runs, overspray on wood, plastic, metal, etc. Use only in combination with backing pad 6 38 06 141 02 6. Unperforated, H&L attachment.

Grit	Edge length in (mm)	Qty pcs	Part Number
240	3-1/8 (80)	50	6 37 17 126 01 5
320	3-1/8 (80)	50	6 37 17 127 01 9
400	3-1/8 (80)	50	6 37 17 128 01 7
500	3-1/8 (80)	50	6 37 17 179 01 6



SANDING SHEETS "STONE"

Specifically for sanding natural and artificial stone. For perfect surface finishing in fine finish, available up to 800 grit. Unperforated, H&L attachment.

Grit	Edge length in (mm)	Qty pcs	Part Number
40	3-1/8 (80)	50	6 37 17 120 01 4
80	3-1/8 (80)	50	6 37 17 121 01 3
120	3-1/8 (80)	50	6 37 17 122 01 6
220	3-1/8 (80)	50	6 37 17 123 01 0
320	3-1/8 (80)	50	6 37 17 124 01 8
400	3-1/8 (80)	50	6 37 17 125 01 2
600	3-1/8 (80)	50	6 37 17 175 01 7
800	3-1/8 (80)	50	6 37 17 176 01 0



SANDING FINGER

For use in very narrow and hard-to-reach spots in channels, grooves, openings and rabbets. Also for mold-making, on curves and in slots. Plastic plate to prevent damage and marks on the workpiece. Finger shape, H&L surface.

Mount	Qty pcs	Part Number
SL	2	6 38 06 159 22 0



SANDING SHEETS FOR SANDING FINGERS

With H&L, full synthetic resin bonding, high performance, aluminum oxide. Applications, wood, metal, solder joints, GFRP, plastic, paint, filler and leather.

Grit	Qty pcs	Part Number
40	20	6 37 17 184 01 2
60	20	6 37 17 185 01 6
80	20	6 37 17 186 01 9
100	20	6 37 17 187 01 3
120	20	6 37 17 188 01 1
150	20	6 37 17 189 01 5
180	20	6 37 17 190 01 7
220	20	6 37 17 191 01 6
240	20	6 37 17 192 01 9



PROFILE SANDING SET

22-piece set for sanding in grooves and on external radii. Contents: 1 holder with 6 different profile inserts. 1x V-shape for 90° angles, 1x trapezoid shape for tongue and groove joints, 1x straight shape for profiles, 1x convex shape (large), 1x concave and 1x convex shape (small), 15 sanding sheets (5 each of grits 80, 120, 180).

Mount	Part Number
SLP	6 38 10 031 01 0



SANDPAPER FOR PROFILE SANDING SET

Aluminum oxide and full resin bond guarantee fast material removal, minimum glazing and long life. For universal use on almost all materials, unperforated.

Grit	Qty pcs	Part Number
80	25	6 37 17 217 01 6
120	25	6 37 17 218 01 4
180	25	6 37 17 219 01 8



PERFORATED BACKING PAD SET

Standard version for sanding with dust extraction. Plastic plate to prevent damage and marks on the workpiece. Triangular shape, perforated version, H&L surface.

Edge length in (mm)	Mount	Qty pcs	Part Number
3-1/8 (80)	SL	2	6 38 06 136 22 0



ASSORTED SANDING SHEET SET

50 sanding sheets in various grits for universal use from coarse to fine grinding on almost any material. Aluminum oxide and full resin bond guarantee fast material removal, minimum glazing and long tool life. Price includes: 50 perforated sanding sheets (10 each of grits 60, 80, 120, 180, 240), for use with backing pad and dust extraction system, H&L attachment. Savings compared to individual purchase.

Edge length in (mm)	Part Number
3-1/8 (80)	6 37 17 109 03 5



SANDING SHEETS, PERFORATED

Aluminum oxide and full resin bond guarantee fast material removal, minimum glazing and long life. For universal use on almost all materials. Perforated, for use with perforated backing pad and dust extraction system, H&L attachment.

Grit	Edge length in (mm)	Qty pcs	Part Number
36	3-1/8 (80)	5	6 37 17 107 04 9
40	3-1/8 (80)	5	6 37 17 108 04 7
60	3-1/8 (80)	5	6 37 17 109 04 1
80	3-1/8 (80)	5	6 37 17 110 04 3
100	3-1/8 (80)	5	6 37 17 111 04 2
120	3-1/8 (80)	5	6 37 17 112 04 5
150	3-1/8 (80)	5	6 37 17 113 04 9
180	3-1/8 (80)	5	6 37 17 114 04 7
220	3-1/8 (80)	5	6 37 17 115 04 1
240	3-1/8 (80)	5	6 37 17 116 04 4
36	3-1/8 (80)	50	6 37 17 107 01 1
40	3-1/8 (80)	50	6 37 17 108 01 9
60	3-1/8 (80)	50	6 37 17 109 01 3
80	3-1/8 (80)	50	6 37 17 110 01 5
100	3-1/8 (80)	50	6 37 17 111 01 4
120	3-1/8 (80)	50	6 37 17 112 01 7
150	3-1/8 (80)	50	6 37 17 113 01 1
180	3-1/8 (80)	50	6 37 17 114 01 9
220	3-1/8 (80)	50	6 37 17 115 01 3
240	3-1/8 (80)	50	6 37 17 116 01 6



SANDING SHEETS, ZIRCONIUM

Unrivaled removal rate on extremely hard surfaces such as clear coats (e.g. parquet finishes) or metal. Ideal for all floor covering work. Extremely durable paper quality due to extremely heavy, full resin bond with high quality zirconium aluminum oxide coating. Perforated, for use with perforated backing pad and dust extraction system, H&L attachment.

Grit	Edge length in (mm)	Qty pcs	Part Number
40	3-1/8 (80)	35	6 37 17 236 01 0
60	3-1/8 (80)	35	6 37 17 237 01 0
80	3-1/8 (80)	35	6 37 17 238 01 0

Find the right accessories conveniently, online at www.feinus.com or www.fein.ca.



SANDING SET

For efficient sanding of edge, corner and medium-sized areas. The alternative to random orbit or pad sanders. No kickback on edges. Easy operation, excellent removal rate. Plastic plate to prevent damage and marks on the workpiece. Price includes: 1 large perforated triangular backing pad, 5-1/8 in (130 mm) edge length, 6 perforated sanding sheets (2 each of grits 60, 80, 180).

Edge length in (mm)	Mount	Part Number
5-1/8 (130)	SLP	6 38 06 204 21 0



SANDING SHEETS, PERFORATED

Fits large triangular sanding pad with 5-1/8 in (130 mm) edge length. Aluminum oxide and full resin bond guarantee fast material removal, minimum glazing and long life. For universal use on almost all materials. Perforated, for use with perforated backing pad and dust extraction system, H&L attachment.

Grit	Edge length in (mm)	Qty pcs	Part Number
40	5-1/8 (130)	16	6 37 17 292 02 0
60	5-1/8 (130)	16	6 37 17 293 02 0
80	5-1/8 (130)	16	6 37 17 294 02 0
120	5-1/8 (130)	16	6 37 17 295 02 0
180	5-1/8 (130)	16	6 37 17 296 02 0
240	5-1/8 (130)	16	6 37 17 297 02 0



ASSORTED SANDING SHEET SET

16 sanding sheets in various grits for universal use from coarse to fine grinding on almost any material. Aluminum oxide and full resin bond guarantee fast material removal, minimum glazing and long tool life. Price includes: 16 perforated sanding sheets (4 each of grits 60, 80, 120, 180) for the large triangular backing pad 5-1/8 in (130 mm) edge length, for use with or without dust extraction system, hook and loop attachment. Savings compared to individual purchase.

Edge length in (mm)	Part Number
5-1/8 (130)	3 52 22 952 10 0



SANDING SHEETS, ZIRCONIUM

Fits large triangular sanding pad with 5-1/8 in (130 mm) edge length. Unrivaled removal rate on extremely hard surfaces such as clear coats (e.g. parquet finishes) or metal. Ideal for all floor covering work. Extremely durable paper quality due to extremely heavy, full resin bond with high quality zirconium aluminum oxide coating. Perforated, for use with perforated backing pad and dust extraction system, H&L attachment. (special order only)

Grit	Edge length in (mm)	Qty pcs	Part Number
40	5-1/8 (130)	12	6 37 17 298 01 0
60	5-1/8 (130)	12	6 37 17 299 01 0
80	5-1/8 (130)	12	6 37 17 300 01 0



SANDING SET

For fast, efficient sanding of medium-sized areas. The alternative to random orbit or pad sanders. No kickback on edges. Easy operation, excellent removal rate. Can be used with or without dust extraction. Plastic plate to prevent damage and marks on the workpiece. Round shape, perforated version, H&L surface. Price includes: 1 sanding disc 4-1/2 in (115 mm) dia., 6 perforated sanding sheets (2 each of grits 60, 80, 180).

Dia. in (mm)	Mount	Part Number
4-1/2 (115)	SLP	6 38 06 195 21 0



ASSORTED SANDING SHEET SET

16 sanding sheets in various grits for universal use from coarse to fine grinding on almost any material. Aluminum oxide and full resin bond guarantee fast material removal, minimum glazing and long life. Price includes: 16 unperforated dia. 4-1/2 in (115 mm) sanding sheets (4 each of grits 60, 80, 120, 180), for use with or without dust extraction system, H&L attachment. Savings compared to individual purchase.

Dia. in (mm)	Part Number
4-1/2 (115)	6 37 17 227 01 0



SANDING SHEETS

Aluminum oxide and full resin bond guarantee fast material removal, minimum glazing and long life. For universal use on almost all materials. Ø 4-1/2 in (115 mm), perforated, for use with or without dust extraction system, H&L attachment.

Grit	Qty pcs	Part Number
40	16	6 37 17 230 02 0
60	16	6 37 17 227 02 0
80	16	6 37 17 228 02 0
120	16	6 37 17 229 01 0
180	16	6 37 17 231 02 0
240	16	6 37 17 232 01 0



SANDING SHEETS, ZIRCONIUM

Unrivaled removal rate on extremely hard surfaces such as clear coats (e.g. parquet finishes) or metal. Ideal for all floor covering work. Extremely durable paper quality due to extremely heavy, full resin bond with high quality zirconium aluminum oxide coating. Ø 4-1/2 in (115 mm), perforated, for use with or without dust extraction system, H&L attachment.

Grit	Qty pcs	Part Number
40	12	6 37 17 233 01 0
60	12	6 37 17 234 01 0
80	12	6 37 17 235 01 0



SANDING SHEET SET, ZIRCONIUM

12 sanding sheets with an unrivaled removal rate on extremely hard surfaces such as clear coats (e.g. parquet finishes) or metal. Ideal for all floor covering work. Extremely durable paper quality due to extremely heavy, full resin bond with high quality zirconium aluminum oxide coating. Price includes: 12 perforated dia. 4-1/2 in (115 mm) sanding sheets (4 each of grits 40, 60, 80), for use with or without dust extraction system, H&L attachment. Savings compared to individual purchase.

Dia. in (mm)	Part Number
4-1/2 (115)	6 37 17 233 02 0



BRISTLE FLEECE

Bristle fleece for cleaning boat decks or cleaning/polishing anti-slip structures.

Edge length in (mm)	Qty pcs	Part Number
3-1/8 (80)	2	6 37 23 031 01 0



FELT POLISHING PAD

For polishing metal parts, as well as polishing and decorative polishing of stone and stone products. Gelcoat layers on boats can also be polished. Plastic plate to prevent damage and marks on the workpiece. Material-specific polishing products are available from specialized dealers.

Edge length in (mm)	Mount	Qty pcs	Part Number
3-1/8 (80)	SL	2	6 38 06 140 22 0

**FELT POLISHING FLEECE**

Felt polishing fleece for polishing boat decks (gelcoat), chrome, stainless steel, aluminum, non-ferrous metals.

Edge length in (mm)	Qty pcs	Part Number
3-1/8 (80)	5	6 37 23 032 01 0

**FELT POLISHING FLEECE**

4-1/2 in (115 mm) dia., with H&L attachment. Multiple uses. For polishing chrome, stainless steel, polycarbonate materials, gel coat boat decks, buffing out paint scratches and removal of heat discoloration on exhausts.

Qty pcs	Part Number
5	6 37 23 036 01 0

**SANDING SHEETS, FOAM BACKING**

For removing scratches from paints, gel coat, acrylic and polycarbonate windows, clear-finished wood, furniture and much more. For the highest possible surface quality. Ø 4-1/2 in (115 mm) with foam lamination, H&L attachment. The perfect precursor to polishing with felt polishing pad and FEIN EXTRA polish.

Grit	Qty pcs	Part Number
500	5	6 37 17 246 01 0
1000	5	6 37 17 247 01 0

**POLISHING LIQUID**

FEIN EXTRA polish with aluminum oxide base for polishing gel coats and removal of scratches in automotive paints.

Contents ml	Part Number
250	6 37 26 030 01 0

SEPARATING AND RASPING IN NO TIME AT ALL.

Renew floor coverings, replace tiles, clean joints or file small recesses – you will quickly and effortlessly master demanding tasks like these with the special FEIN accessories for separating and rasping.

Maximum material quality for outstanding service life and perfect results. The oscillation motion minimizes dirt and dust.



SPECIAL ACCESSORIES FOR THE TOUGHEST RESTORATION AND RENOVATION WORK.



Precise results without overcuts.



Even very narrow joints can be cut out with the ultra-narrow, 3/64 in (1.2 mm) saw blades.



Maximum service life with diamond accessories.



Clean soiled tile joints with minimal effort.



The carbide file is ideal for cleanly filing channels, grooves, openings, and rabbets.

The carbide rasp levels tile adhesive and ensures a flat base.

You will find perfectly combined accessory sets on page 46.

FEIN ACCESSORIES FOR SEPARATING AND RASPING.

The right segmented saw blade for your requirements.

Segmented saw blades are outstanding for removing damaged tile grout in corners without overcuts – available in different widths, for very thin joints as well.



▶ DIAMOND SAW BLADE

The especially robust saw blade with a long service life for extremely hard joint materials, including waterproof epoxy resin grouts in swimming pools.



▶ CARBIDE SAW BLADE

The economical alternative for removing marble, epoxy resin, and trass joints, and cutting grooves in plaster, porous concrete, and similar construction materials.

CUTTING, FILING



CARBIDE SAW BLADES

For removal of defective tile grout. Also for making cuts in plaster, porous concrete and similar construction materials and for cleaning and reworking planked deck joints. Not suitable for very hard epoxy or cement grouts. The economical alternative to diamond blades. Segmented, ideal for working in corners and on edges without overcut. Kerf approx. 3/32 in (2.2 mm).

Dia. in (mm)	Mount	Qty pcs	Part Number
2-15/16 (75)	SL	1	6 35 02 118 21 0
2-15/16 (75)	SL	5	6 35 02 118 23 0



Segmented, ideal for working in corners and on edges without overcut. Kerf approx. 3/32 in (2.2 mm).

Dia. in (mm)	Mount	Qty pcs	Part Number
3-17/32 (90)	SLP	1	6 35 02 169 21 0
3-17/32 (90)	SLP	5	6 35 02 169 23 0



Extra thin version. Kerf approx. 3/64 in (1.2 mm). Segmented, ideal for working in corners and on edges without overcut.

Dia. in (mm)	Mount	Qty pcs	Part Number
2-15/16 (75)	SL	1	6 35 02 125 21 0
2-15/16 (75)	SL	5	6 35 02 125 23 0



Extra thin version. Kerf approx. 3/64 in (1.2 mm). Segmented, ideal for working in corners and on edges without overcut.

Dia. in (mm)	Mount	Qty pcs	Part Number
3-17/32 (90)	SLP	1	6 35 02 170 21 0
3-17/32 (90)	SLP	5	6 35 02 170 23 0



CARBIDE SAW BLADES

For removal of very narrow marble, epoxy resin and pozzolan grouts. Not suitable for very hard epoxy or cement grouts. The economical alternative to diamond blades. Extra thin version. Kerf approx. 3/64 in (1.2 mm). Segment-shaped, ideal for working in corners and on edges without overcut.

Mount	Qty pcs	Part Number
SLM	1	6 39 03 240 21 0
SLM	5	6 39 03 240 23 0



CARBIDE SAW BLADES

For the removal of marble, epoxy resin and pozzolan grouts. Not suitable for very hard epoxy or cement grouts. The economical alternative to diamond blades. Segment-shaped, ideal for working in corners and on edges without overcut. Kerf approx. 3/32 in (2.2 mm).

Mount	Qty pcs	Part Number
SLM	1	6 39 03 241 21 0
SLM	5	6 39 03 241 23 0

Find the right accessories conveniently, online at www.feinus.com or www.fein.ca.

**DIAMOND SAW BLADE**

For the removal of marble, epoxy resin and pozzolan grouts. Outstanding tool life. Also suitable for very hard epoxy or cement grouts. The right choice for frequent use and demanding tasks. Extra thin version. Kerf approx. 3/64 in (1.2 mm). Segmented, ideal for working in corners and on edges without over cut.

Dia. in (mm)	Mount	Qty pcs	Part Number
2-15/16 (75)	SL	1	6 35 02 216 21 0
2-15/16 (75)	SL	5	6 35 02 216 23 0

**DIAMOND SAW BLADE**

For the removal of marble, epoxy resin and pozzolan grouts. Outstanding life. Also suitable for very hard epoxy or cement grouts. The right choice for frequent use and demanding tasks. Extra thin version. Kerf approx. 3/64 in (1.2 mm). Segmented, ideal for working in corners and on edges without overcut.

Dia. in (mm)	Mount	Qty pcs	Part Number
3-17/32 (90)	SLP	1	6 35 02 217 21 0
3-17/32 (90)	SLP	5	6 35 02 217 23 0



Segmented, ideal for working in corners and on edges without overcut. Kerf approx. 3/32 in (2.2 mm).

Dia. in (mm)	Mount	Qty pcs	Part Number
2-15/16 (75)	SL	1	6 35 02 114 21 0
2-15/16 (75)	SL	5	6 35 02 114 23 0



Segmented, ideal for working in corners and on edges without overcut. Kerf approx. 3/32 in (2.2 mm).

Dia. in (mm)	Mount	Qty pcs	Part Number
3-17/32 (90)	SL	1	6 35 02 166 21 0
3-17/32 (90)	SL	5	6 35 02 166 23 0



Extra thin version. Kerf approx. 3/64 in (1.2 mm). Segment-shape, ideal for working in corners and on edges without overcut.

Mount	Qty pcs	Part Number
SLM	1	6 39 03 242 21 0
SLM	5	6 39 03 242 23 0



Segment-shape, ideal for working in corners and on edges without overcut. Kerf approx. 3/32 in (2.2 mm).

Mount	Qty pcs	Part Number
SLM	1	6 39 03 243 21 0
SLM	5	6 39 03 243 23 0

**CARBIDE RASP**

For coarse grinding of filler material, tile adhesive, concrete, stone, and wood. Triangular shape, 3-1/8 in (80 mm) edge length, perforated, can also be used with dust extraction.

Edge length in (mm)	Mount	Part Number
3-1/8 (80)	SL	6 37 31 001 21 0

**CARBIDE RASP**

For coarse grinding of filler material, tile adhesive, concrete, stone and wood. For use in very narrow and hard-to-reach spots in channels, grooves, openings and rabbets. Also for mold-making, on curves, in slots and artistic work. Finger shape, coated on both sides.

Mount	Part Number
SLP	6 37 31 002 21 0

**CARBIDE RASP**

For coarse grinding of filler material, tile adhesive, concrete, stone, and wood. For especially fast work progress and efficient processing of several square meters. Triangular shape, large version, 4-5/16 in (110 mm) edge length, perforated, can also be used with dust extraction.

Edge length in (mm)	Mount	Part Number
4-5/16 (110)	SLM	6 37 31 006 21 0

**TILE GROUT CLEANER**

For fast, cost-effective cleaning of heavily soiled tile grout. The alternative to time-consuming complete renovation. Suitable for all joint widths.

Mount	Qty pcs	Part Number
SLP	2	6 37 19 011 22 0

**CLEANING BLOCK**

Rhombus block for cleaning carbide-tipped and diamond-coated accessories.

Part Number
6 37 19 007 01 0

**CARBIDE FILE**

For deburring and filing CFRP / fiberglass materials, plastics, and wood. Particularly suitable for small cutouts.

Width in (mm)	Length in (mm)	Mount	Part Number
3/8 (10)	1-1/4 (30)	SL	6 37 06 019 21 0

**DIAMOND CLEANING BLADE**

For cleaning joint walls before installation of new sealant. Straight type. Width 1-1/4 in (31 mm), cutting depth 2-3/8 in (60 mm).

Mount	Qty pcs	Part Number
SLM	1	6 39 03 237 21 0
SLM	5	6 39 03 237 23 0

**COMBO STARLOCK TILE WORKING**

3 accessories, specially designed for renovation and repair work on plumbing. For partially repairing individual tiles, tile joints can be removed quickly and cleanly – including in corners and edges – without any overcutting. Suitable for all FEIN multitools and all other commercially available multi-tools with the Starlock mount. As a set, attractive savings compared to individual purchase. Contents: 1 E-Cut universal saw blade 2-1/4 x 1-1/8 in (55 X 28 mm), 1 carbide rasp (3-1/8 in (80mm), 1 carbide segment saw blade (Dia. 3 in (75mm), 3/32 in (2.2mm).

Mount	Part Number
SL	3 52 22 967 07 0

CUTTING AND SCRAPING THE MOST EFFECTIVE WAY.

Residual adhesive, old floor covering, coatings such as underseal, soft putty or permanently elastic joint material – you can remove all that and more with the FEIN accessories for cutting and scraping for your MULTIMASTER.



UNIQUE ACCESSORIES FOR UNIVERSAL USE OR SPECIAL APPLICATIONS.



Multi-knife for cutting carpet, PVC flooring, cardboard, asphalt shingles, and tar paper. With three cutting surfaces.



With the rigid scraper, you can remove carpeting or residual adhesive quickly, easily and completely.



Use a hooked cutting blade to save up to 80% of the time it takes to restore a teak-planked boat's deck.



Elastic sealants can be removed completely before resealing.

You will find perfectly combined accessory sets with an attractive price advantage compared to the price if bought individually starting on page 46

CUTTING, SCRAPING



MULTI-KNIFE

For cutting carpet, PVC flooring, cardboard, bitumen shingles and roofing paper. With three cutting surfaces.

Mount	Qty pcs	Part Number
SL	1	6 39 03 251 26 0
SL	5	6 39 03 251 28 0



FLEXIBLE SCRAPER BLADE

Short version. For removal of silicone or acrylic caulks in plumbing work as well as stickers.

Mount	Part Number
SL	6 39 03 165 21 0



RIGID SCRAPER BLADE

Short version. For removal of stubborn paint, adhesive residue, carpet, tile adhesive and underseal.

Mount	Part Number
SL	6 39 03 226 21 0



RIGID SCRAPER BLADE

Long version. For removal of stubborn paint, adhesive residue, carpet, tile adhesive and underseal.

Mount	Part Number
SLP	6 39 03 234 21 0



CUTTER BLADE

Mushroom-shaped cutting blade, for cutting silicone and soft glazing compound as well as separation of insulating glass units.

Mount	Qty pcs	Part Number
SL	5	6 39 03 245 23 0



CUTTER BLADES

Hooked blades for cutting out planked deck caulk materials rapidly and safely. Ideal for problem locations such as cabin structures, rails, gunwales, cleats and curves.

Blade width in (mm)	Mount	Part Number
1/8 (3)	SLP	6 39 03 200 21 0
1/8 (4)	SLP	6 39 03 201 21 0
1/4 (5)	SLP	6 39 03 202 21 0



CUTTER BLADE

Universal blade for almost all expansion joints. Straight type. Width 1-3/16 in (30 mm), cutting depth 2-3/8 in (60 mm).

Mount	Qty pcs	Part Number
SLM	5	6 39 03 236 23 0



CUTTER BLADE

Straight, long shape for deep joints.

Cutting depth in (mm)	Mount	Qty pcs	Part Number
2-1/2 (65)	SLM	5	6 39 03 239 23 0



CUTTER BLADE

Straight, elongated shape for deep joints.

Cutting depth in (mm)	Mount	Qty pcs	Part Number
3-1/2 (90)	SLM	1	6 39 03 238 21 0



PROFESSIONAL SET STARLOCKMAX CAULKING/ SEALANT REPAIR

7-piece blade set for professionally renovating expansion joints with depths of up to 3-1/2 (90) in (mm). Suitable for all FEIN multitools with the StarlockMax mount and all other commercially available multi-tools with the StarlockMax mount. As a set, attractive savings compared to individual purchase. Contents: 1 straight cutter blade 2-1/2 in (65 mm), 1 elongated straight cutter blade 3-1/2 in (90 mm), 5 universal straight cutter blades 2-3/8 x 1-3/16 in (60 x30 mm).

Mount	Part Number
SLM	3 52 22 967 13 0

EVERYTHING NEEDED FOR YOUR APPLICATIONS.

We packed only the accessories you need for your specific applications and standards in our FEIN accessory sets.



FEIN ADVANTAGES

- + **Perfect combination:** Each and every set is the result of experience and feedback from our customers.
- + **Simple selection:** After deciding on a set, you can be sure that you've thought of everything.
- + **Attractive price advantage:** You always benefit from significant savings compared to the price if bought individually.



THREE SETS, YOUR CHOICE.

COMBO SETS

Whether it's wood, metal, floors, tiled surfaces or small recesses, each of the combo sets contains the 3 most important accessories for your specific application in the Starlock performance class. That makes it easy for you to make the right choice.

BEST OF... SETS

These sets contain our most popular and best accessories for sawing in wood and metal in the Starlock, StarlockPlus, and StarlockMax performance classes. In addition, there is a special set for metal construction and fitters, plus a set for sanding.

PROFESSIONAL SETS

Are you a professional working in the interior construction, heating / plumbing or joint restoration sector? If so, our professional sets provide exactly the right accessories for your demanding tasks in the StarlockMax performance class.



FEIN ACCESSORY SETS

Select the Starlock accessories that match your tool:



▶ STARLOCK

Suitable for all FEIN oscillating multitools and other multitools on the market including Bosch, Makita, Rigid, Milwaukee and many more.



▶ STARLOCK PLUS

Suitable for all FEIN oscillating multitools and other multitools with the StarlockPlus and StarlockMax mounts (i.e. Bosch)



▶ STARLOCK MAX

Suitable for all FEIN multitools with the StarlockMax mount and oscillating multitools with the StarlockMax mount. (i.e. Bosch)

COMBO SETS



SET	E-CUT COMBO STARLOCK WOOD	E-CUT COMBO STARLOCK WOOD & METAL	COMBO STARLOCK RENOVATION
PRICE INCLUDES	3 E-Cut plunge cut saw blades for precise sawing in wood materials.	3 E-Cut plunge cut saw blades for sawing in wood and metal.	3 accessories specifically for renovating floors.
PART NO.	3 52 22 967 30 0	3 52 22 952 14 0	3 52 22 967 29 0



SET	COMBO STARLOCK TILE WORKING	COMBO STARLOCK MINI CUT
PRICE INCLUDES	3 accessories, specifically for repairs on tiled surfaces. Suitable for all FEIN multitools and all other commercially available multi-tools.	3 accessories, ideal for small recesses and work in tight spots. For example, installation jobs, switch installation, model building and much more.
PART NO.	3 52 22 967 07 0	3 52 22 967 09 0



BEST OF ... SETS



SET	BEST OF E-CUT STARLOCK WOOD & METAL	BEST OF STARLOCK METAL	BEST OF STARLOCK RENOVATION
PRICE INCLUDES	6 E-Cut plunge cut saw blades for sawing in wood and metal.	6 saw blades, specifically for processing tempered and non-tempered metals.	26-piece accessory set for universal renovation work.
PART NO.	3 52 22 967 01 0	3 52 22 967 27 0	3 52 22 967 06 0



SET	BEST OF STARLOCK SANDING	BEST OF E-CUT STARLOCKPLUS WOOD & METAL	BEST OF E-CUT STARLOCKMAX WOOD & METAL
PRICE INCLUDES	63-piece accessory set for sanding in corners and on edges.	6 E-Cut saw blades for sawing in wood and metal.	6 extra-long E-Cut plunge cut saw blades for large plunge depths and working effectively in wood.
PART NO.	3 52 22 967 28 0	3 52 22 942 08 0	3 52 22 967 05 0

PROFESSIONAL SETS



SET	PROFESSIONAL SET STARLOCKMAX INTERIOR FITTINGS	PROFESSIONAL SET STARLOCKMAX CAULKING/SEALANT REPAIR
PRICE INCLUDES	45-piece accessory set with extensive saw blade selection especially for fast, precise sawing in all assembly tasks.	7-piece cutting blade set for professionally restoring expansion joints up to 3-9/16 in (90 mm) deep.
PART NO.	3 52 22 967 12 0	3 52 22 967 13 0

FEIN ACCESSORY EXTENSIONS

Would you like to use your MULTIMASTER as a stationary machine? Do you have an older model and want to leverage the benefits of Starlock accessories? You will find the right solutions here.



SET	TABLE AND DRILL JIG HOLDER	ADAPTER FOR FEIN SUPERCUT WITHOUT QUICKIN	ADAPTER FOR FEIN SUPERCUT WITH QUICKIN	WORK GLOVES
DESCRIPTION	Perfect for precision cut-outs: the power tool can be clamped onto a table or workbench, and then you can push the workpiece safely towards the tool. It can also be clamped to popular drill jigs with a 1-11/16 (43 mm) collar diameter – the mechanical system can be used to position the tool with great accuracy.	For mounting Starlock accessories on older FEIN SuperCuts without the QuickIN tool mount (FSC 1.6, FSC 1.7). Adapter plus mounting screw.	For mounting Starlock accessories on older FEIN SuperCuts with QuickIN tool mount (FSC 1.6 Q, FSC 1.7 Q, FSC 2.0 Q, AFSC 1.7 Q and AFSC 18). Adapter plus mounting screw.	Vibration dampening, certified in accordance with EN 388/420, EN ISO 10819, EEC No.0200, 1 pair
PART NO.	9 26 02 083 01 0	3 52 22 952 04 0	3 52 22 952 05 0	3 21 73 003 00 3 (size 9 L) 3 21 73 004 00 1 (size 10 XL) 3 21 73 005 00 5 (size 11 XXL)

PERFECTLY EQUIPPED FOR STATIONARY USE IN THE WORKSHOP.



Simply clamp on the table or workbench for perfectly precise cutouts.



Combine with a drill jig for precise positioning down to the millimeter.

CHARGE FASTER, USE POWER LONGER.

Supplement your cordless MULTIMASTER with the right FEIN rapid charger and powerful FEIN Li-ion with 3 Ah or 6 Ah batteries. Each of our attractive battery starter sets contains an ALG 80 rapid charger and two batteries for full power without interruption.



MODEL	BATTERY STARTER SET 18 V / 3 AH	BATTERY STARTER SET 18 V / 6 AH	BATTERY STARTER SET 12 V / 3 AH	BATTERY STARTER SET 12 V / 6 AH
DESCRIPTION	2 Li-ion batteries with ALG 80 rapid charger. Short charging time thanks to the high charging current of 8 amperes and process-controlled charging management. Large LED display with charge indicator and USB connection for mobile charging of small electronic devices like smartphones or tablets.		2 Li-ion batteries with ALG 80 rapid charger. Short charging time thanks to the high charging current of 8 amperes and process-controlled charging management. Large LED display with charge indicator and USB connection for mobile charging of small electronic devices like smartphones or tablets.	
CHARGING TIMES	80% of max. capacity: 18 V / 3 Ah: 31 min.	80% of max. capacity: 18 V / 6 Ah: 38 min.	80% of max. capacity: 12 V / 3 Ah: 31 min.	80% of max. capacity: 12 V / 6 Ah: 38 min.
PART NO.	9 26 04 315 09 0	9 26 04 314 09 0	9 26 04 326 09 0	9 26 04 327 09 0



MODEL	BATTERY PACK 18 V / 3 AH	BATTERY PACK 18 V / 6 AH	BATTERY PACK 12 V / 3 AH	BATTERY PACK 12 V / 6 AH	ALG 80 RAPID CHARGER
DESCRIPTION	Li-ion battery with charge indicator and FEIN SafetyCell technology. Protects the battery and the tool against overloading, overheating, and deep discharge. Can be used with all FEIN 18 V cordless tools.		Li-ion battery with charge indicator and FEIN SafetyCell technology. Protects the battery and the tool against overloading, overheating, and deep discharge. Can be used with all FEIN 12 V cordless tools and 18 V cordless tools with MultiVolt interface.		Short charging time thanks to the high charging current of 8 amperes and process-controlled charging management. Large LED display with charge indicator and USB connection for mobile charging of small electronic devices like smartphones or tablets. For all FEIN Li-ion batteries.
CHARGING TIMES	80% of max. capacity: 18 V / 3 Ah: 31 min.	80% of max. capacity: 18 V / 6 Ah: 38 min.	80% of max. capacity: 12 V / 3 Ah: 31 min.	80% of max. capacity: 12 V / 6 Ah: 38 min.	80% of max. capacity: 12 and 18 V / 3 Ah: 31 min. 12 and 18 V / 6 Ah: 38 min. 18 V / 5.2 Ah: 33 min.
PART NO.	9 26 04 182 02 0	9 26 04 175 02 0	9 26 04 183 02 0	9 26 04 184 02 0	9 26 04 188 01 0

Find out more about the advantages and options of the FEIN cordless world on page 50.

THE FEIN CORDLESS WORLD **FOR** **PROFESSIONALS.**

Welcome to the FEIN cordless world!

It is full of robust technology that all follows one long term goal: To make everyday life as easy and productive as possible for our customers and users. Start now and be forever inspired!





HIGH FLEXIBILITY THANKS TO THE MULTIVOLT INTERFACE

18-V tools with MultiVolt can be operated with all FEIN batteries from 12 to 18 V.*



HIGH-PERFORMANCE LIGHTWEIGHT: HIGHPOWER BATTERIES

Current output 75 % higher at high, constant cutting speed and lower weight compared to similar batteries.



LONG SERVICE LIFE WITH SAFETYCELL TECHNOLOGY

Protects tools and batteries against overload, overheating and deep discharge.



CLEVERLY COMBINED WITH SELECT

Combine bare tools, batteries and chargers flexibly, according to your needs. With Select tools (without batteries and charger), only purchase what you need.



RAPID CHARGING WITH THE ALG 80

Rapid charger with a high charging current of 8 A. Large LED display with charge indicator and USB connection.



FIRST CLASS



+ Durable, powerful, and precise tools in FEIN quality make working with metal easier, more efficient, and safer.

+ Whether its sanding, driving screws, drilling, core drilling, separating, cutting/milling or oscillating, FEIN offers the ideal cordless solution.

+ The combination of brushless FEIN PowerDrive motors and batteries with SafetyCell technology enables even the toughest applications to be carried out cordless.

+ 3-year FEIN PLUS warranty on your tool, battery, and charger – online registration required.

* Excluding 12 V (6 Ah) for ABSS 18 1.6 E, ABLK 18 1.3 CSE, ABLK 18 1.6 E, and ABL 18 1.6 E.

MANY SPECIALISTS, ONE BATTERY SYSTEM.

Alongside the MULTIMASTER, FEIN offers you an extensive range of tools for your specific tasks in interior construction, assembly, and renovation – in both cordless models and corded models.

Choosing a cordless MULTIMASTER provides you with all the benefits and options of the FEIN cordless platform.

CORDLESS HAMMER DRILL/DRIVERS



ASCM 18 QM 4-speed cordless drill/driver

The optimal cutting speed for each drilling applications. 4 gears always provide the correct speed for the hole diameter and material.



ASCM 18 QSW 4-speed cordless drill/driver

The perfect combination of performance and ergonomics. With a wide speed range, compact size and lower weight, it delivers precise results in all work situations.



ABS / ASB 18 2-speed cordless hammer drill/drivers

Extremely powerful and ideal for drilling and tapping up to 3/8 in (10 mm) in metal, stone and masonry.

CORDLESS IMPACT WRENCH/DRIVER



ASCD 18 cordless impact wrench/driver

Depending on the screw size, the torque can be adjusted to the desired tightening torque in 6 increments. Tightening and unscrewing screws up to size M27 with a torque of 775 ft. lbs.



FEIN ADVANTAGES

- + **Simple and flexible:** FEIN cordless accessories are 100% compatible with all FEIN cordless tools.
- + **Even more freedom:** Most FEIN 18 V products – such as MULTIMASTER 700 – are equipped with the FEIN MultiVolt interface and can also be operated with 12 V batteries.
- + **Powerful and efficient:** The combination of a brushless FEIN PowerDrive motor, FEIN Li-ion batteries, gearbox and electronics ensures virtually the same performance as corded model delivers.
- + **Long service life:** FEIN SafetyCell technology reliably protects the tool and battery against overloading, overheating and deep discharge.



CORDLESS HAMMER DRILL

ABH 18 cordless hammer drill

Use it to easily drill into concrete up to a diameter of 3/4 in (20 mm). Compact dimensions, low vibrations, and a double safety cut-off for safely working with less fatigue.



CORDLESS COMPACT ANGLE GRINDER

CCG 18 cordless angle grinders

High performance and durability with FEIN brushless PowerDrive motors. The completely closed motor housing protects the motor against dirt – no other dust protection measures required.

YOU CAN RELY ON FEIN SERVICE.

At FEIN, you are also in good hands after your purchase. We have designed our power tools for maximum power and performance – even in continuous operation. But if you need our support, we will provide assistance quickly, professionally, and with pleasure. You can count on that!

3-YEAR FEIN PLUS GUARANTEE

Quick registration – extended warranty: We offer the FEIN PLUS 3-year warranty on all FEIN oscillating power tools (1-year warranty is standard on all FEIN products). You simply need to register your new FEIN power tool within 3 months of purchase at www.fein.com/warranty. You will also find the list of participating countries and further information there.

FEIN REPAIR SERVICE

Whether it's a repair, maintenance or a warranty claim, we will process your orders quickly and efficiently via our authorized FEIN repair centers. They have the right FEIN original spare parts in stock – for many older tools as well. So your workshop is up and running in no time at all.

FEIN SPARE PARTS CATALOG

Find the right FEIN spare parts for your FEIN power tools easily, online – using the FEIN spare part catalog with an intuitive search function and exploded views of the products.

OTHER FEIN SERVICES ONLINE

On the FEIN website, you will find more information and service offers:

- + Operating instructions and brochures to download
- + FAQ
- + Maintenance notes

You will also find services that are offered specifically for your country on the FEIN website.



Contact your local FEIN Authorized Distributor to learn more:



US: FEIN Power Tools Inc., Phone 1-412-922-8886, Toll Free: 1-800-441-9878, www.feinus.com
CA: FEIN Canada, Phone 905 890-1390, Toll Free: 1-800-265-2581, Toll Free (Français): 1-800-789-8181, www.fein.ca